



# CLEAR 6

## SHOWER ORDER FORM

vcbc

Date: \_\_\_\_\_

Order Number: \_\_\_\_\_

Merchant: \_\_\_\_\_

Consultant: \_\_\_\_\_

### STEP 1.

*Choose the style of the shower doors or packages*

### STEP 2.

*Choose the tray and upstand position*

#### CLEAR 6 INFOLD

##### SINGLE INFOLD DOOR

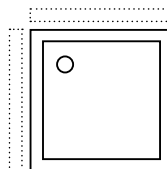
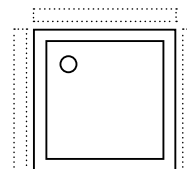
- |            |                           |
|------------|---------------------------|
| 16.D.13300 | 900mm Single Infold Door  |
| 16.D.13301 | 1000mm Single Infold Door |

##### SIDE SCREEN

- |         |                          |
|---------|--------------------------|
| 2A.1456 | 900mm Side Screen H1950  |
| 2A.1457 | 1000mm Side Screen H1950 |

##### PACKAGE

- |       |                          |
|-------|--------------------------|
| LI90  | 900x900 Shower Package   |
| LI100 | 1000x1000 Shower Package |

**Z1409** W900 x H55 x D900**Z1411** W1010 x H55 x D1010**Z1410** W910 x H35 x D910**Z1412** W1010 x H35 x D1010

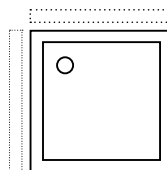
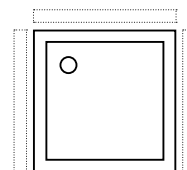
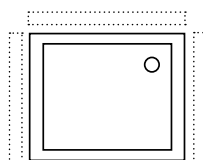
#### CLEAR 6

##### FRONT DOOR + PANEL

- |            |                          |
|------------|--------------------------|
| 16.D.13045 | 760(door) x 900(panel)   |
| 16.D.13044 | 900(door) x 760(panel)   |
| 16.D.13043 | 1000(door) x 1000(panel) |

##### PACKAGE

- |        |                                  |
|--------|----------------------------------|
| LC7690 | 760(door) x 900(panel) Package   |
| LC9076 | 900(door) x 760(panel) Package   |
| LC100  | 1000(door) x 1000(panel) Package |

**Z1411** W1010 x H55 x D1010**Z1412** W1010 x H35 x D1010**BSF-9076S** W900 x H35 x D760

Upstands Required

**NB.** Comes with factory fitted upstands on 2 sides. 3rd upstand also available at an additional cost.

Custom 3-sided acrylic wall liners also available, please refer to

**NB.** All packages include shower door & return, 2-sided acrylic wall liner, shower tray with upstands, waste and glue pack. All pre-moulded upstands trays come