



T&G VANITY ORDER FORM

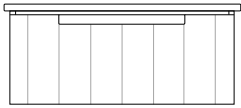


Date: _____ Order Number: _____

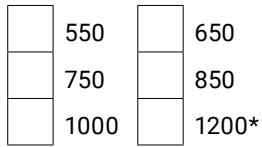
Merchant: _____ Consultant: _____

STEP 1. CABINET CONFIGURATION

WALL HUNG, ONE DRAWER

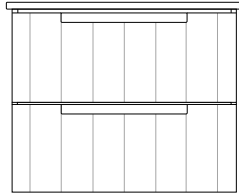


Size

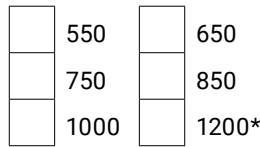


*1200 Available as a Kordura Top Unit Only

WALL HUNG, TWO DRAWERS



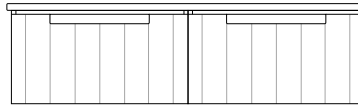
Size



*Available as a Kordura Top Unit Only

WALL HUNG, TWO DRAWERS (Side-by-side, Single or Double Bowl)

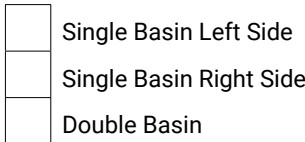
Available as a Kordura Top Unit Only



Size



Basin/s Orientation



(Choose basin below)

STEP 2. TOP STYLE

Please choose ONE from the below:

Please note: all 1200, 1500 & 1800 units only available with a Kordura top

- Ceramic Top with Intergrated Basin
(Choose basin below)
- Kordura** Top (White 20mm) with Counter Top Basin

STEP 3. CABINET FINISH

MATTE PAINT

Matte White Paint Matte Custom Colour Paint _____ Provide Supplier + Code

STEP 4. BASIN OPTIONS Only applicable if a Kordura top is selected.

KORDURA (Matte)

<input type="checkbox"/> M00415 Moon Round Counter Top	<input type="checkbox"/> PAULA012 Paula Square Counter Top	<input type="checkbox"/> NESO Neso Oval Semi-Recessed	<input type="checkbox"/> TRES400 Treste Round Semi-Recessed	<input type="checkbox"/> M00345 Mini Moon Round Counter Top	<input type="checkbox"/> CUBE Cube Rectangle Counter Top	<input type="checkbox"/> ARLO Arlo Rectangle Semi-Recessed
Standard Basins				Petite Basins		

CERAMIC (Gloss)

<input type="checkbox"/> A051 Sleek Round Counter Top	<input type="checkbox"/> A054 Sleek Square Counter Top	<input type="checkbox"/> A055 Sleek Rectangle Counter Top
Standard Basins		

**Kordura tops do not come pre-drilled with tap holes - this is the responsibility of the installer, and can be cut with a hole saw, jigsaw or router.