



# SOFT VANITY ORDER FORM



Date: \_\_\_\_\_


Order Number: \_\_\_\_\_

Merchant: \_\_\_\_\_

Consultant: \_\_\_\_\_

## STEP 1. CABINET CONFIGURATION


### WALL HUNG, 1 DRAWER



Size

- 650
- 800
- 900
- 1000
- 1200


### WALL HUNG, 1 DRAWER, 1 OPEN SHELF



Size

- 650
- 800
- 900
- 1000
- 1200


### WALL HUNG, 2 DRAWER



Size

- 650
- 800
- 900
- 1000
- 1200

### FLOOR STANDING, 2 DRAWER



Size

- 650
- 800
- 900
- 1000
- 1200

Optional Drawer Cut-Out\*\*

## STEP 2. CABINET FINISH

### MELAMINE FINISH

- |   |   |
|---|---|
| <input type="checkbox"/> Charred Oak    | <input type="checkbox"/> Smoked Ash     |
| <input type="checkbox"/> Black Forest   | <input type="checkbox"/> Classic Walnut |
| <input type="checkbox"/> Hickory Walnut | <input type="checkbox"/> Honey Ash      |
| <input type="checkbox"/> Southern Oak   | <input type="checkbox"/> Driftwood      |
| <input type="checkbox"/> French Oak     | <input type="checkbox"/> Nordic Ash     |
| <input type="checkbox"/> Original Oak   | <input type="checkbox"/> Premium Ply    |

### PAINT FINISH

- White Gloss

## STEP 3. RAIL HANDLE OPTIONS

Please tick **ONE** rail finish.

- RM** Melamine (colour match with unit)
- RW** White Gloss (only with white unit)
- JRAILAL** Silver Aluminium
- JRAILBK** Black Aluminium

## STEP 4. ADDED EXTRAS

- H2** Chrome Handle (additional cost applies)
- H2-BK** Black Handle (additional cost applies)

\*\*Note: Floor plumbing provision has been allowed with a minimum of 65 mm clearance behind the bottom drawer. Please note that the bottom drawer does not need a cut-out. If your plumber requires more than the standard clearance, an optional drawer cut-out is available on request for an additional cost, refer to merchants for pricing. Floor standing vanities only.