



SOFT VANITY ORDER FORM



Date: _____

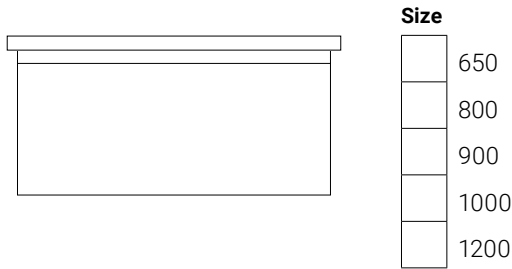
Order Number: _____

Merchant: _____

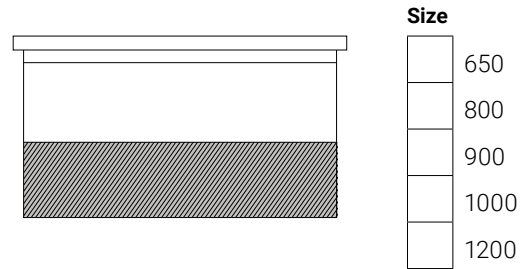
Consultant: _____

STEP 1. CABINET CONFIGURATION

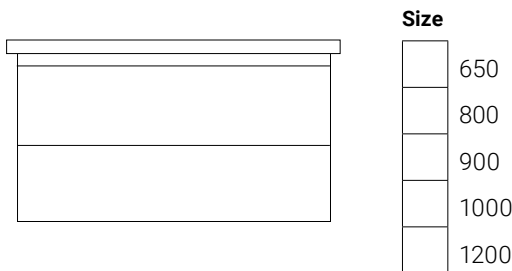
WALL HUNG, ONE DRAWER



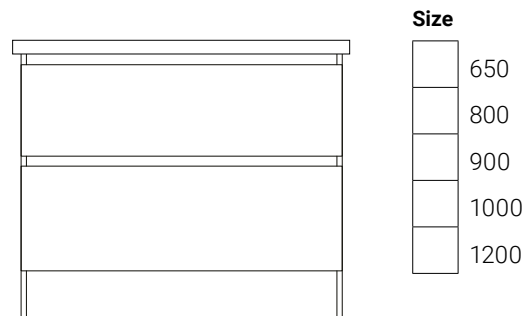
WALL HUNG, ONE DRAWER, ONE OPEN SHELF



WALL HUNG, TWO DRAWER



FLOOR STANDING, TWO DRAWER



STEP 2. CABINET FINISH

MELAMINE FINISH

- | | |
|--|--|
| <input type="checkbox"/> Charred Oak MCO | <input type="checkbox"/> Smoked Ash MSA |
| <input type="checkbox"/> Black Forest MBF | <input type="checkbox"/> Classic Walnut MCW |
| <input type="checkbox"/> Hickory Walnut MHW | <input type="checkbox"/> Honey Ash MHA |
| <input type="checkbox"/> Southern Oak MSO | <input type="checkbox"/> Manhattan Elm MME |
| <input type="checkbox"/> French Oak MFO | <input type="checkbox"/> Driftwood MDF |
| <input type="checkbox"/> Original Oak M00 | |

PAINT FINISH

- White Gloss

STEP 3. RAIL HANDLE OPTIONS

Please tick **ONE** rail finish.

- RM** Melamine finish (colour match with unit)
- RW** White paint finish (only with white unit)
- RAL** Silver aluminium rail (centre rail only)
- RALBK** Black aluminium rail (centre rail only)

STEP 4. ADDED EXTRAS

- H2** Chrome Handle (additional cost applies)
- H2-BK** Black Handle (additional cost applies)