

ICE & FIT

SMALL SPACE VANITIES ORDER FORM



Date: _____


Order Number: _____

Merchant: _____

Consultant: _____

ICE VANITY

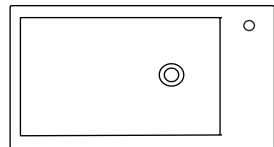
STEP 1. SIZE



**WALL-HUNG,
1 DOOR**



**DOOR HINGE
PLACEMENT**



STEP 2. CABINET FINISH

MELAMINE FINISH

- | | |
|--|--|
| <input type="checkbox"/> Charred Oak MCO | <input type="checkbox"/> Classic Walnut MCW |
| <input type="checkbox"/> Black Forest MBF | <input type="checkbox"/> Honey Ash MHA |
| <input type="checkbox"/> Hickory Walnut MHW | <input type="checkbox"/> Manhattan Elm MME |
| <input type="checkbox"/> Southern Oak MSO | <input type="checkbox"/> French Oak MFO |
| <input type="checkbox"/> Smoked Ash MSA | <input type="checkbox"/> Driftwood MDF |

PAINTED FINISH

- Gloss White

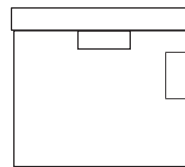
NOTE:

Ice small space vanity features a silver handle
 Fit small space vanity has an inset silver handle

FIT VANITY

STEP 1. SIZE

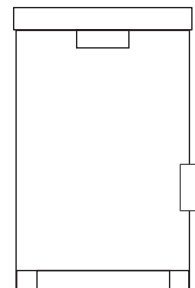
**WALL-HUNG,
1 DOOR**



400

OR

**FLOOR STANDING,
1 DOOR**



400

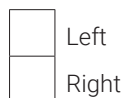
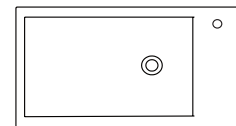
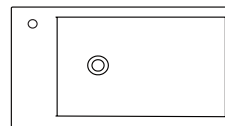
**DOOR HINGE
PLACEMENT**



**DOOR HINGE
PLACEMENT**



STEP 2. TAP HOLE PLACEMENT



STEP 3. CABINET FINISH

MELAMINE FINISH

- | | |
|--|--|
| <input type="checkbox"/> Charred Oak MCO | <input type="checkbox"/> Classic Walnut MCW |
| <input type="checkbox"/> Black Forest MBF | <input type="checkbox"/> Honey Ash MHA |
| <input type="checkbox"/> Hickory Walnut MHW | <input type="checkbox"/> Manhattan Elm MME |
| <input type="checkbox"/> Southern Oak MSO | <input type="checkbox"/> French Oak MFO |
| <input type="checkbox"/> Smoked Ash MSA | <input type="checkbox"/> Driftwood MDF |

PAINTED FINISH

- Gloss White