


Date: _____

Order Number: _____

Merchant: _____

Consultant: _____

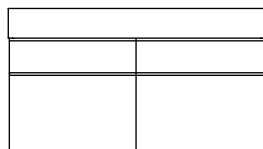
STEP 1. Size



2 drawers, single bowl:

| | | | |
|--------------------------|-----|--------------------------|------|
| <input type="checkbox"/> | 610 | <input type="checkbox"/> | 1010 |
| <input type="checkbox"/> | 810 | <input type="checkbox"/> | 1210 |

Continue to Step 2



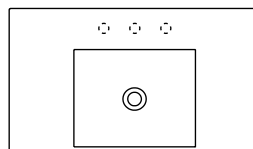
4 drawers, double bowl:

1210

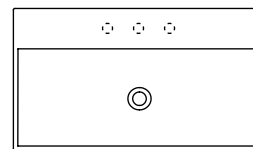
Continue to Step 3

STEP 2. Bowl configuration + tap holes

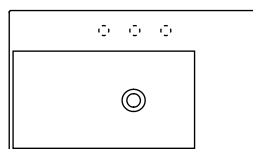
Please circle tap holes for Bath Co to punch out, if any:



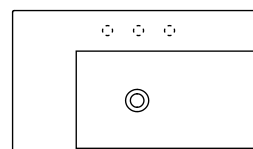
Centre bowl



Total bowl



Left bowl



Right bowl

STEP 3. Cabinet finish

TIMBER VENEER

TIMBER VENEER FINISH

| | |
|--------------------------|-------------|
| <input type="checkbox"/> | Blonde Oak |
| <input type="checkbox"/> | Coffee |
| <input type="checkbox"/> | Chestnut |
| <input type="checkbox"/> | Dark Oak |
| <input type="checkbox"/> | Natural Oak |
| <input type="checkbox"/> | Noce |
| <input type="checkbox"/> | Walnut |
| <input type="checkbox"/> | White Oak |

| | |
|--------------------------|-------------------------------------|
| <input type="checkbox"/> | Standard finish |
| <input type="checkbox"/> | Gloss finish |
| | (Add 20% to price for gloss) |

STEP 4. Handle finish

TIMBER VENEER

| | | | |
|--------------------------|-------------|--------------------------|-----------|
| <input type="checkbox"/> | Dark Oak | <input type="checkbox"/> | White Oak |
| <input type="checkbox"/> | Natural Oak | | |

OR; PAINTED

| | |
|--------------------------|------------------------------------|
| <input type="checkbox"/> | White (Gloss) |
| <input type="checkbox"/> | Other: Paint code + supplier _____ |

(For price, add **15%** to white vanity, **25%** for metallic & black colours)