



SOFT VANITY ORDER FORM



Date: _____

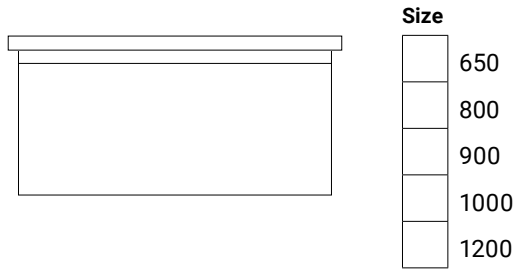
Order Number: _____

Merchant: _____

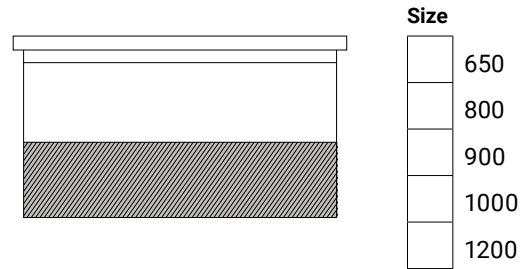
Consultant: _____

STEP 1. CABINET CONFIGURATION

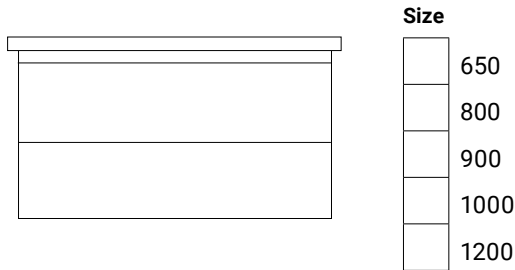
WALL HUNG, 1 DRAWER



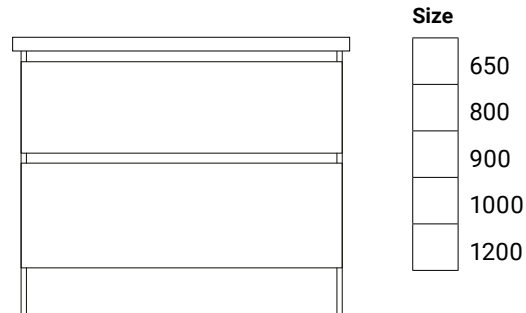
WALL HUNG, 1 DRAWER, 1 OPEN SHELF



WALL HUNG, 2 DRAWER



FLOOR STANDING, 2 DRAWER



STEP 2. CABINET FINISH

MELAMINE FINISH

- | | |
|---|---|
| <input type="checkbox"/> Charred Oak | <input type="checkbox"/> Smoked Ash |
| <input type="checkbox"/> Black Forest | <input type="checkbox"/> Classic Walnut |
| <input type="checkbox"/> Hickory Walnut | <input type="checkbox"/> Honey Ash |
| <input type="checkbox"/> Southern Oak | <input type="checkbox"/> Driftwood |
| <input type="checkbox"/> French Oak | <input type="checkbox"/> Nordic Ash |
| <input type="checkbox"/> Original Oak | |

PAINT FINISH

- White Gloss

STEP 3. RAIL HANDLE OPTIONS

Please tick **ONE** rail finish.

- RM** Melamine finish (colour match with unit)
- RW** White paint finish (only with white unit)
- RAL** Silver aluminium rail (centre rail only)
- RALBK** Black aluminium rail (centre rail only)

STEP 4. ADDED EXTRAS

- H2** Chrome Handle (additional cost applies)
- H2-BK** Black Handle (additional cost applies)