



MOODE VANITY ORDER FORM

Michel César

Date: _____


Order Number: _____

Merchant: _____

Consultant: _____

STEP 1. CABINET CONFIGURATION


1 DRAWER, SINGLE BOWL



Size

<input type="checkbox"/>	600	<input type="checkbox"/>	1000
<input type="checkbox"/>	750	<input type="checkbox"/>	1200
<input type="checkbox"/>	900		

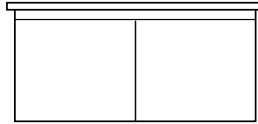
2 DRAWERS, SINGLE BOWL



Size

<input type="checkbox"/>	600	<input type="checkbox"/>	1000
<input type="checkbox"/>	750	<input type="checkbox"/>	1200
<input type="checkbox"/>	900		

2 DRAWERS, SINGLE OR DOUBLE BOWL




Size

<input type="checkbox"/>	1500
<input type="checkbox"/>	1800

Basin

<input type="checkbox"/>	Left Offset
<input type="checkbox"/>	Right Offset
<input type="checkbox"/>	Double

4 DRAWERS, SINGLE OR DOUBLE BOWL



Size

<input type="checkbox"/>	1500
<input type="checkbox"/>	1800

Basin

<input type="checkbox"/>	Left Offset
<input type="checkbox"/>	Right Offset
<input type="checkbox"/>	Double

STEP 2. CABINET FINISH

TIMBER VENEER

<input type="checkbox"/>	Blonde Oak
<input type="checkbox"/>	Coffee
<input type="checkbox"/>	Chestnut
<input type="checkbox"/>	Dark Oak

<input type="checkbox"/>	Natural Oak
<input type="checkbox"/>	Noce
<input type="checkbox"/>	Walnut
<input type="checkbox"/>	White Oak

STANDARD PAINT

<input type="checkbox"/>	White Gloss
<input type="checkbox"/>	White Matte

CUSTOM PAINT

<input type="checkbox"/>	Custom Colour Gloss*
<input type="checkbox"/>	Custom Colour Matte*

Supplier + Code: _____

*Additional cost custom colour, as per pricelist.

STEP 3. TOP FINISH

KORDURA

<input type="checkbox"/>	White
*Add 15% for below tops:	
<input type="checkbox"/>	Carrara Marble*
<input type="checkbox"/>	Ariston*
<input type="checkbox"/>	Ice Crystal*
<input type="checkbox"/>	Peak Stone*
<input type="checkbox"/>	Akashi Grey*
<input type="checkbox"/>	Black Granite*

*Additional cost for Ariston, Black Granite, w Ice Crystal, Peak Stone, Akashi Grey & Carrara Marble Kordura.

TIMBER VENEER

<input type="checkbox"/>	Blonde Oak
<input type="checkbox"/>	Coffee
<input type="checkbox"/>	Chestnut
<input type="checkbox"/>	Dark Oak
<input type="checkbox"/>	Natural Oak
<input type="checkbox"/>	Walnut
<input type="checkbox"/>	White Oak

50/50 PAINTED DRAWER FRONT & TIMBER VENEER UNIT

Fill in both Timber Veneer & Painted options above.

*Additional cost for 50/50 paint/timber veneer finish.

Continue to next page for basin options

**MICHEL CÉSAR
VCBC
BURLINGTON
LAUNDRY**

/ WHERE BATHROOMS
& LAUNDRIES
COME TOGETHER
BEAUTIFULLY /
orders@bathco.co.nz
bathco.co.nz

4-8 Ace Place
Kingsland
Auckland 1021
New Zealand
P +64 9 309 9109
F +64 9 309 9343

86 Wigram Road
P.O. Box 8644
Christchurch 8025
New Zealand
P +64 3 343 0969
F +64 3 343 0967

**BATH/
CO/**

May 2023



MOODE

VANITY ORDER FORM

Michel César

Date: _____

Order Number: _____

Merchant: _____

Consultant: _____

STEP 4. BASIN OPTIONS

CODE	DESCRIPTION
------	-------------

Tier 1: Price included

KORDURA STANDARD RANGE:

<input type="checkbox"/>	GLORYSINK	Glory Undermount*
<input type="checkbox"/>	INS500	Inset Undermount*
<input type="checkbox"/>	MID6037	Mida Semi-Recessed
<input type="checkbox"/>	MOO415	Moon Counter Top
<input type="checkbox"/>	PAULA12	Paula Square Counter Top

*Glory & Inset Undermount basins: Not compatible with the 600 vanities

KORDURA PETITE RANGE:

<input type="checkbox"/>	MOO345	Mini Moon Counter Top
<input type="checkbox"/>	CUBE	Cube Counter Top
<input type="checkbox"/>	ARLO	Arlo Semi-Recessed
<input type="checkbox"/>	NESO	Neso Semi-Recessed

HAPPY HOUR RANGE:

<input type="checkbox"/>	YXSJ01	03:00 Counter Top
--------------------------	--------	-------------------

SLEEK RANGE:

<input type="checkbox"/>	A051	Round Counter Top
<input type="checkbox"/>	A054	Square Counter Top
<input type="checkbox"/>	A055	Rectangle Counter Top
<input type="checkbox"/>	L580	Round Semi-Recessed
<input type="checkbox"/>	L582	Rectangle Semi-Recessed

COMPATIBLE VCBC BASINS:

<input type="checkbox"/>	B5ECS	Sonit Clearstone Counter Top Basin
<input type="checkbox"/>	B1ACS	Form Clearstone Counter Top Basin

CODE	DESCRIPTION
------	-------------

Tier 2: Additional cost

SLIM RANGE:

<input type="checkbox"/>	590	600 Semi-Recessed
--------------------------	-----	-------------------

HAPPY HOUR RANGE:

<input type="checkbox"/>	A0Y1VG01	07:00 Slim Counter Top, Gloss White
--------------------------	----------	-------------------------------------

TIER 3: Additional cost

HAPPY HOUR RANGE:

<input type="checkbox"/>	A0Y1VG25	07:00 Slim Counter Top, Matte White
<input type="checkbox"/>	A0Y1VG08	07:00 Slim Counter Top, Anthracite
<input type="checkbox"/>	A0Y1VG07	07:00 Slim Counter Top, Cement
<input type="checkbox"/>	A0Y1VG06	07:00 Slim Counter Top, Blackboard
<input type="checkbox"/>	Y1ASB6	07:00 Gold Plated Counter Top

STEP 5. ADD ONS

EXTRUSION UNDER UNIT LED LIGHTS

<input type="checkbox"/>	845 - Compatible with 900, 1000, 1200 & 1500 units
<input type="checkbox"/>	845 x2 - Compatible with 1800 units

DRAWER DIVIDERS (Removable)

<input type="checkbox"/>	Refer to specification sheets for detailed drawings
--------------------------	---

MICHEL CÉSAR
VCBC
BURLINGTON
LAUNDRY

/ WHERE BATHROOMS
& LAUNDRIES
COME TOGETHER
BEAUTIFULLY /
orders@bathco.co.nz
bathco.co.nz

4-8 Ace Place
Kingsland
Auckland 1021
New Zealand
P +64 9 309 9109
F +64 9 309 9343

86 Wigram Road
P.O. Box 8644
Christchurch 8025
New Zealand
P +64 3 343 0969
F +64 3 343 0967

BATH/
CO/