



# MOODE / VANITY ORDER FORM

*Michel César*

Date: \_\_\_\_\_


Order Number: \_\_\_\_\_

Merchant: \_\_\_\_\_

Consultant: \_\_\_\_\_

## STEP 1. CABINET CONFIGURATION


### 1 DRAWER, SINGLE BOWL



#### Size

<input type="checkbox"/>	600	<input type="checkbox"/>	1000
<input type="checkbox"/>	750	<input type="checkbox"/>	1200
<input type="checkbox"/>	900		

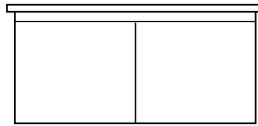
### 2 DRAWERS, SINGLE BOWL



#### Size

<input type="checkbox"/>	600	<input type="checkbox"/>	1000
<input type="checkbox"/>	750	<input type="checkbox"/>	1200
<input type="checkbox"/>	900		

### 2 DRAWERS, SINGLE OR DOUBLE BOWL



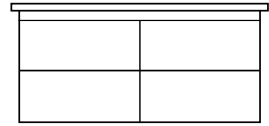
#### Size

<input type="checkbox"/>	1500
<input type="checkbox"/>	1800

#### Basin

<input type="checkbox"/>	Left Offset
<input type="checkbox"/>	Right Offset
<input type="checkbox"/>	Double

### 4 DRAWERS, SINGLE OR DOUBLE BOWL



#### Size

<input type="checkbox"/>	1500
<input type="checkbox"/>	1800

#### Basin

<input type="checkbox"/>	Left Offset
<input type="checkbox"/>	Right Offset
<input type="checkbox"/>	Double

## STEP 2. CABINET FINISH

### TIMBER VENEER

<input type="checkbox"/>	Coffee
<input type="checkbox"/>	Chestnut
<input type="checkbox"/>	Dark Oak
<input type="checkbox"/>	Natural Oak

<input type="checkbox"/>	Noce
<input type="checkbox"/>	Walnut
<input type="checkbox"/>	White Oak

### STANDARD PAINT

<input type="checkbox"/>	White Gloss
--------------------------	-------------

### CUSTOM PAINT\*

<input type="checkbox"/>	Custom Colour Gloss
<input type="checkbox"/>	Custom Colour Matte

Supplier + Code: \_\_\_\_\_

\*Black & Metallic colours will incur an additional cost, please refer to website for pricing.

## STEP 3. TOP FINISH

### KORDURA

<input type="checkbox"/>	White
<input type="checkbox"/>	Carrara Marble*
<input type="checkbox"/>	Ariston*
<input type="checkbox"/>	Ice Crystal*
<input type="checkbox"/>	Peak Stone*
<input type="checkbox"/>	Akashi Grey*
<input type="checkbox"/>	Black Granite*

\*Additional cost for coloured tops, please refer to website for pricing

### TIMBER VENEER

<input type="checkbox"/>	Coffee
<input type="checkbox"/>	Chestnut
<input type="checkbox"/>	Dark Oak
<input type="checkbox"/>	Natural Oak
<input type="checkbox"/>	Walnut
<input type="checkbox"/>	White Oak
<input type="checkbox"/>	Noce

## 50/50 PAINTED DRAWER FRONT & TIMBER VENEER UNIT

<input type="checkbox"/>	Fill in both Timber Veneer & Painted options above.
--------------------------	---

Refer to bathco.co.nz for pricing & details

**Continue to next page for basin options**

**MICHEL CÉSAR  
VCBC  
BURLINGTON  
LAUNDRY**

/ WHERE BATHROOMS  
& LAUNDRIES  
COME TOGETHER  
BEAUTIFULLY /  
[orders@bathco.co.nz](mailto:orders@bathco.co.nz)  
bathco.co.nz

4-8 Ace Place  
Kingsland  
Auckland 1021  
New Zealand  
P +64 9 309 9109

86 Wigram Road  
P.O. Box 8644  
Christchurch 8025  
New Zealand  
P +64 3 343 0969

**BATH/  
CO/**



# MOODE / VANITY ORDER FORM

*Michel César*

Date: \_\_\_\_\_

Order Number: \_\_\_\_\_

Merchant: \_\_\_\_\_

Consultant: \_\_\_\_\_

## STEP 4. BASIN OPTIONS\*\*

CODE	DESCRIPTION
------	-------------

### Price included:

#### KORDURA STANDARD RANGE:

<input type="checkbox"/>	GLORYSINK	Glory Undermount*
<input type="checkbox"/>	INS500	Inset Undermount*
<input type="checkbox"/>	MID6037	Mida Semi-Recessed
<input type="checkbox"/>	MOO415	Moon Counter Top
<input type="checkbox"/>	PAULA12	Paula Square Counter Top
<input type="checkbox"/>	NESO	Neso Semi-Recessed*
<input type="checkbox"/>	TRES400	Treste Semi-Recessed*

#### KORDURA PETITE RANGE:

<input type="checkbox"/>	MOO345	Mini Moon Counter Top
<input type="checkbox"/>	CUBE	Cube Counter Top
<input type="checkbox"/>	ARLO	Arlo Semi-Recessed

#### CERAMIC STANDARD RANGE:

<input type="checkbox"/>	A051	Round Counter Top
<input type="checkbox"/>	A054	Square Counter Top
<input type="checkbox"/>	A055	Rectangle Counter Top
<input type="checkbox"/>	L580	Round Semi-Recessed
<input type="checkbox"/>	L582	Rectangle Semi-Recessed

### Additional cost: See website for pricing

#### SLIM RANGE:

<input type="checkbox"/>	590	600 Semi-Recessed
--------------------------	-----	-------------------

## STEP 5. ADD ONS See website for pricing

CODE	DESCRIPTION
------	-------------

#### EXTRUSION UNDER UNIT LED LIGHTS

<input type="checkbox"/>	845 - Compatible with 900, 1000, 1200 & 1500 units
<input type="checkbox"/>	845 x2 - Compatible with 1800 units

#### DRAWER ORGANISERS

<input type="checkbox"/>	DA3406.WT	Slim
<input type="checkbox"/>	DA3407.WT	Wide
<input type="checkbox"/>	DA3408.WT	Slim with Trays

\* Glory & Inset Undermount basins: Not compatible with the 600 vanities

\* Neso & Treste basins require tapware to be wall-mounted or offset.

\*\* Refer to website for vanity price without basin/s

**MICHEL CÉSAR**  
**VCBC**  
**BURLINGTON**  
**LAUNDRY**

/ WHERE BATHROOMS  
& LAUNDRIES  
COME TOGETHER  
BEAUTIFULLY /  
[orders@bathco.co.nz](mailto:orders@bathco.co.nz)  
[bathco.co.nz](http://bathco.co.nz)

4-8 Ace Place  
Kingsland  
Auckland 1021  
New Zealand  
P +64 9 309 9109

86 Wigram Road  
P.O. Box 8644  
Christchurch 8025  
New Zealand  
P +64 3 343 0969

**BATH/**  
**CO/**