



# OVO VANITY ORDER FORM

vcbc  
**Michel César**

Date: \_\_\_\_\_

Order Number: \_\_\_\_\_

Merchant: \_\_\_\_\_

Consultant: \_\_\_\_\_

## STEP 1. CABINET CONFIGURATION & TOP Please choose ONE from the below :

### CERAMIC TOP WITH INTEGRATED BASIN OPTIONS

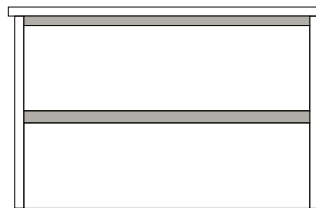
#### WALL HUNG, ONE DRAWER, SINGLE BASIN



**Size**

<input type="checkbox"/>	600	<input type="checkbox"/>	800
<input type="checkbox"/>	1050	<input type="checkbox"/>	1200

#### WALL HUNG, TWO DRAWERS, SINGLE BASIN

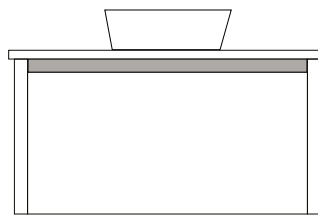


**Size**

<input type="checkbox"/>	600	<input type="checkbox"/>	800
<input type="checkbox"/>	1050	<input type="checkbox"/>	1200

### KORDURA TOP OPTIONS (Choose basin/s next page)

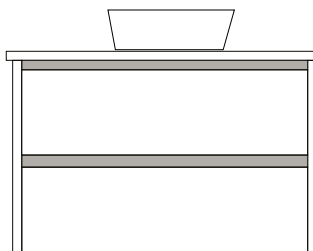
#### WALL HUNG, ONE DRAWER, SINGLE BASIN



**Size**

<input type="checkbox"/>	600	<input type="checkbox"/>	800
<input type="checkbox"/>	1050	<input type="checkbox"/>	1200

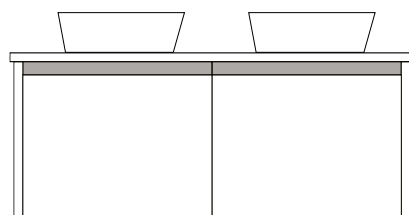
#### WALL HUNG, TWO DRAWERS, SINGLE BASIN



**Size**

<input type="checkbox"/>	600	<input type="checkbox"/>	800
<input type="checkbox"/>	1050	<input type="checkbox"/>	1200

#### WALL HUNG, TWO DRAWER, SINGLE OFFSET OR DOUBLE BASIN



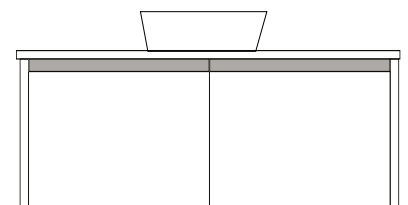
**Size**

<input type="checkbox"/>	1200
<input type="checkbox"/>	1500
<input type="checkbox"/>	1800

**Basin/s Orientation**

<input type="checkbox"/>	Single Basin Left Side
<input type="checkbox"/>	Single Basin Right Side
<input type="checkbox"/>	Double Basin

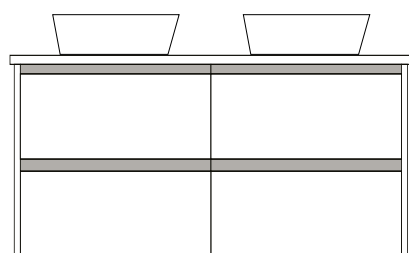
#### WALL HUNG, TWO DRAWER, CENTRED SINGLE BASIN



**Size**

<input type="checkbox"/>	1200
--------------------------	------

#### WALL HUNG, FOUR DRAWER, SINGLE OFFSET OR DOUBLE BASIN



**Size**

<input type="checkbox"/>	1200
<input type="checkbox"/>	1500
<input type="checkbox"/>	1800

**Basin/s Orientation**

<input type="checkbox"/>	Single Basin Left Side
<input type="checkbox"/>	Single Basin Right Side
<input type="checkbox"/>	Double Basin



# OVO VANITY ORDER FORM

vcbc  
**Michel César**

Date: \_\_\_\_\_

Order Number: \_\_\_\_\_

Merchant: \_\_\_\_\_

Consultant: \_\_\_\_\_

## STEP 2. CABINET FINISH

## STEP 3. KORDURA TOP FINISH

### TIMBER VENEER\*

- |                                      |                                    |
|--------------------------------------|------------------------------------|
| <input type="checkbox"/> Coffee      | <input type="checkbox"/> Noce      |
| <input type="checkbox"/> Chestnut    | <input type="checkbox"/> Walnut    |
| <input type="checkbox"/> Dark Oak    | <input type="checkbox"/> White Oak |
| <input type="checkbox"/> Natural Oak |                                    |

### MATTE KORDURA TOP\*\* FINISH

(Choose basin below)

- Matte White
- Carrara Marble\*
- Ariston\*
- Ice Crystal\*
- Peak Stone\*
- Akashi Grey\*
- Black Granite\*

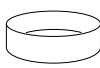
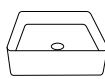
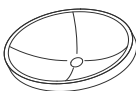
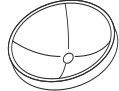
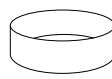
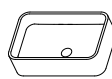
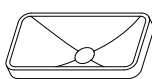
### PAINT COLOUR

- Matte White
- Matte Custom Colour \*

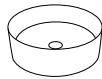
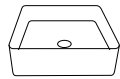
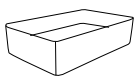
Supplier + Code: \_\_\_\_\_

## STEP 4. BASIN OPTIONS *Only applicable if a Kordura top unit is selected.*

### KORDURA (Matte)

- |  |   |   |   |  |   |   |
|--|---|---|---|--|---|---|
|  |  |  |  |  |  |  |
| <input type="checkbox"/> M00415<br>Moon Round<br>Counter Top                       | <input type="checkbox"/> PAULA012<br>Paula Square<br>Counter Top                    | <input type="checkbox"/> NESO<br>Neso Oval<br>Semi-Recessed                         | <input type="checkbox"/> TRES400<br>Treste Round<br>Semi-Recessed                   | <input type="checkbox"/> M00345<br>Mini Moon<br>Round Counter<br>Top                 | <input type="checkbox"/> CUBE<br>Cube Rectangle<br>Counter Top                        | <input type="checkbox"/> ARLO<br>Arlo Rectangle<br>Semi-Recessed                      |
| Standard Basins  |   |   |   | Petite Basins  |   |   |

### CERAMIC (Gloss)

- |  |   |   |
|--|---|---|
|  |  |  |
| <input type="checkbox"/> A051<br>Sleek Round<br>Counter Top                        | <input type="checkbox"/> A054<br>Sleek Square<br>Counter Top                        | <input type="checkbox"/> A055<br>Sleek Rectangle<br>Counter Top                     |
| Standard Basins  |   |   |

\*Additional cost for custom colour finishes, Timber Veneer finishes and coloured Kordura Tops - refer to website or pricelist for details.

\*\*Kordura tops do not come pre-drilled with tap holes - this is the responsibility of the installer, and can be cut with a hole saw, jigsaw or router.