



# OVO SLIM VANITY ORDER FORM




Date: \_\_\_\_\_ Order Number: \_\_\_\_\_

Merchant: \_\_\_\_\_ Consultant: \_\_\_\_\_


## STEP 1. CABINET CONFIGURATION & TOP FINISH

### WALL HUNG, ONE DRAWER

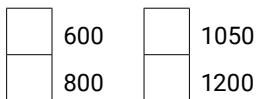


OR

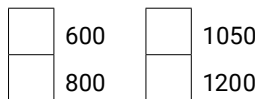
### WALL HUNG, TWO DRAWERS



Size



Size



### MATTE KORDURA TOP FINISH

(Choose basin below)

- Matte White
- Carrara Marble\*
- Ariston\*
- Ice Crystal\*
- Peak Stone\*
- Akashi Grey\*
- Black Granite\*

## STEP 2. CABINET FINISH

### TIMBER VENEER\*

- Coffee
- Chestnut
- Dark Oak
- Natural Oak
- Noce
- Walnut
- White Oak

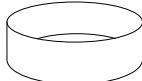
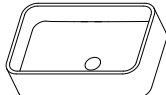
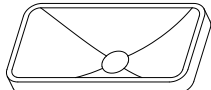
### PAINT COLOUR

- Matte White
- Matte Custom Colour \*

Supplier + Code: \_\_\_\_\_

## STEP 3. BASIN\*\*

### KORDURA (matte)

-   M00345 Mini Moon Round Counter Top
-   CUBE Cube Rectangle Counter Top
-   ARLO Arlo Rectangle Semi-Recessed

### Petite Basins

\*\*Taps should be positioned in a wall-hung or offset configuration to allow sufficient space for the basin on our slim vanities. Refer to specification sheets for details on top and basin sizes.

\*Additional cost for custom colour finishes, Timber Veneer finishes and coloured Kordura Tops - refer to website or pricelist for details.