

LAUNDRY ORDER FORM

Email to orders@smail.co.nz / Fax to **+64 3 343 0967**

Please complete this form and return it to your retailer who will then fax/email it to Bath Co. Bath Co to confirm receipt and acceptance of the order.




DATE _____

ORDER REF _____

MERCHANT _____

CONSULTANT _____

STEP 1. CABINET SIZE & KORDURA TOP OVERHANG



600 Cabinet

750 Cabinet

900 Cabinet

1200 Cabinet

+ Add 600 Top Overhang:

+ Add 600 Top Overhang:

+ Add 600 Top Overhang:

+ Add 600 Top Overhang:

Left
 Right

Left
 Right

Left
 Right

Left
 Right

+ Add 1200 Top Overhang:

+ Add 1200 Top Overhang:

+ Add 1200 Top Overhang:

+ Add 1200 Top Overhang:

Left
 Right
 Cabinet in Centre

Left
 Right
 Cabinet in Centre

Left
 Right
 Cabinet in Centre

Left
 Right
 Cabinet in Centre

STEP 2. CABINET FINISH

TIMBER VENEER

Blonde Oak
 Coffee
 Chestnut
 Dark Oak
 Natural Oak
 Noce
 Walnut
 White Oak

OR; MELAMINE FINISH

Charred Oak
 Driftwood
 French Oak
 Nordic Ash
 Manhattan Elm
 Southern Oak

OR; PAINTED

White (Gloss)
 Custom paint colour –
Supplier & paint code:

CUSTOM PAINT FINISH

Gloss
 Matte

STEP 3. WHITE/MELAMINE CABINET HANDLES/RAILS

Silver Aluminium Rail
 Black Aluminium Rail

H2 Semi Handle

N.B Timber Veneer cabinets come with a 45° concealed handle only.

STEP 4. TOP FINISH & TUB

KORDURA TOP

White
 Carrara Marble
 Ice Crystal
 Peak Stone
 Black Granite
 Black Granite (Polished)

N.B Tops are unpolished, Black Granite may be polished on request.

TUB

Lancashire
 Stainless Steel Tub
 Inset Tub

OR; HOROIS/STEEL TOP & TUB

Left-sided tub
 Right-sided tub

N.B 600 & 1200 Cabinets only.

STEP 5. OPTIONAL EXTRAS

END PANEL

Quantity

FINISH

- Painted White (Gloss)
 Timber Veneer
 Melamine

VANITY PACKER

Quantity

FINISH

- Painted White (Gloss)
 Timber Veneer
 Melamine

ACCESSORIES

Laundry Mixer –
Product code:

- _____
 Extra Basket Waste
 S/Steel Rolling Mat

EXTRAS

- Extra waste cutout on bottom drawer
 Top end wall support bracket

STEP 6. STORAGE SYSTEMS

SHELVES

Quantity

Length:

- 300mm
 600mm
 900mm
 1200mm

Finish:

- Painted White (Gloss)
 Timber Veneer

N.B Not available in Melamine.

TALL CUPBOARDS

Quantity

Shelves:

- 1 shelf with rail
 5 shelves

Finish:

- Painted White (Gloss)
 Timber Veneer
 Melamine

Door Hinge:

- Left side
 Right side

TOP CUPBOARDS

Quantity

Width:

- 600mm
 750mm

Finish:

- Painted White (Gloss)
 Timber Veneer
 Melamine

TOP CUPBOARD RAIL

- Silver Aluminium Rail
 Black Aluminium Rail

N.B For White/Melamine Top Cupboards only.

The default is handleless – cabinet door hangs lower than the unit to allow finger room to open.

STEP 7. LAUNDRY DRAWING

Please attach/draw a technical drawing of how the Laundry will be placed in your room (refer next page).

STEP 7. LAUNDRY DRAWING

Please attach/draw a technical drawing of how the Laundry will be placed in your room.

STEP 8. PRICING & ACKNOWLEDGMENT

- **Refer to the Laundry price list for additional costs:** Top Overhang, Cabinet finishes, Rails, Inset Tub, Optional Extras, Storage Systems.
- Custom Paint finishes – Add 15% to White price, Metallic & Black – Add 25% to White price. Gloss Timber finish – Add 20% to Timber price.
- Kordura Tops – Add 10% to cabinet price for all coloured finishes (excludes White).
- Kordura tops are not pre-drilled for tap holes – it is the responsibility of the installer to cut these (with a Holesaw, Jigsaw or Router).

SIGNED (Retailer) _____ **DATE** _____

SIGNED (Customer) _____ **DATE** _____

(Tick boxes to acknowledge)

- To ensure no delays occur please complete all relevant information.
- All Laundry orders are non-refundable therefore please ensure that all information and measurements given are correct.
- Once the order has been placed you will be liable for any charges should you wish to alter or cancel your order.