

DESCRIPTION

1800 - 2 Drawers Side-By-Side + 2 Concealed Drawers, Timber Veneer Unit, Timber Veneer Top

PRODUCT CODE

ZE180D2WHSBTP

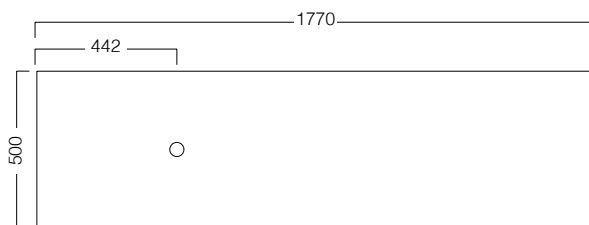


FEATURES

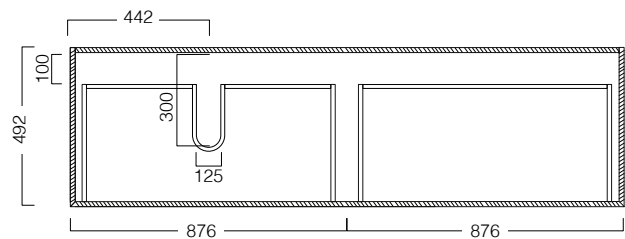
- Dimensions - W 1770 x H 525 x D 500 mm
- Timber veneer finishes are 100% natural, so each have variations in grain and colour. All come stained and sealed with a protective UV finish.
- Soft-close drawers.
- Tops are 25mm and available in timber veneer or Kordura.
- Price included basin options include the Glory, Inset, Sleek, and selected Slim and Happy Hour. Other basins from our range may also be fitted.
- Single bowls must be offset left or right.

TECHNICAL DRAWINGS

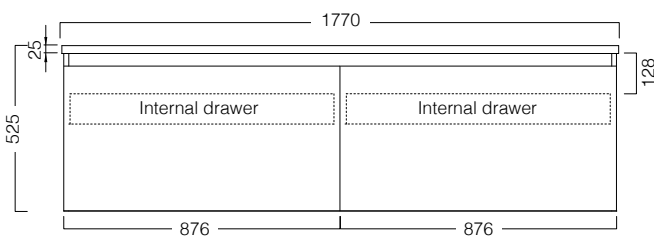
Top



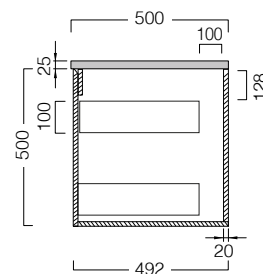
Top Section of Drawer



Front



Side Section



NOTES

When using a hidden bottle trap, we recommend 40551-32. All drawings in millimeters.

Drawing indicates the technical measurement only and is not a reflection of how the unit will look. Sizes approximate.