

DESCRIPTION

1800 - 2 Bowl, 2 Drawers Side-By-Side + 2 Concealed Drawers, Timber Veneer Unit, Kordura Top

PRODUCT CODE

ZE180D2WHDBTA

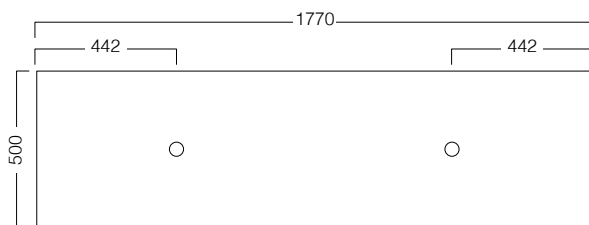


FEATURES

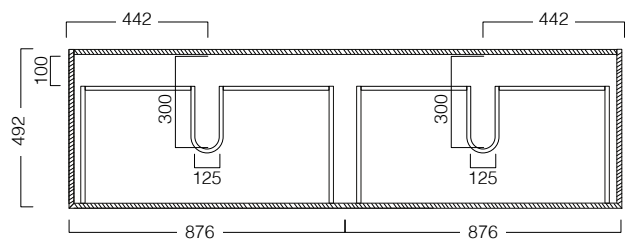
- Dimensions - W 1770 x H 525 x D 500 mm
- Paint - The paint used on our products is polyurethane or UV based. It is five times harder and more durable than lacquer finishes.
- Timber veneer finishes are 100% natural, so each have variations in grain and colour. All come stained and sealed with a protective UV finish.
- Soft-close drawers.
- Tops are 25mm and available in timber veneer or Kordura.
- Price included basin options include the Glory, Inset, Sleek, and selected Slim and Happy Hour. Other basins from our range may also be fitted.

TECHNICAL DRAWINGS

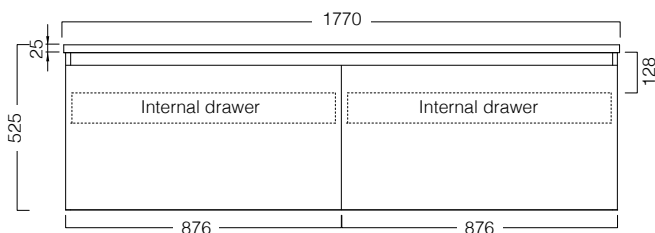
Top



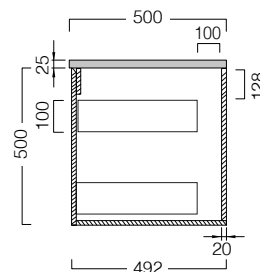
Top Section of Drawer



Front



Side Section



NOTES

When using a hidden bottle trap, we recommend 40551-32. All drawings in millimeters.

Drawing indicates the technical measurement only and is not a reflection of how the unit will look. Sizes approximate.