

# TABLO SIDE CUPBOARD


*Michel César*

## DESCRIPTION

Tablo Side Cupboard – 1 Solid Door, Extra Deep, Timber Veneer

## PRODUCT CODE

WH800/40T



## FEATURES

- Dimensions – W 400 x H 800 x D 400mm
- Available painted White, in Timber Veneer\*, or in your choice of paint colour.^
- The paint used on our products is polyurethane or UV based. It is five times harder and more durable than lacquer finishes.
- Timber veneer finishes are 100% natural, so each have variations in grain and colour. All come stained and sealed with a protective UV finish.
- NZ-made cabinetry.
- Comes with 2 glass shelves.


## PAINT / TIMBER VENEER FINISHES\*



White Paint




Custom Paint




White Oak




Blonde Oak




Natural Oak



Walnut




Chestnut



Coffee



Noce



Dark Oak

## NOTES

Please see reverse for technical drawings.

\*Non-stock item. ^15% surcharge applies for custom paint colour, 25% for metallic and black gloss.

**MICHEL CÉSAR**  
**VCBC**  
**BURLINGTON**  
**LAUNDRY**

/ WHERE BATHROOMS  
& LAUNDRIES  
COME TOGETHER  
BEAUTIFULLY /

info@smail.co.nz  
bathco.co.nz

4-8 Ace Place  
Kingsland  
Auckland 1021  
New Zealand

P +64 9 309 9109  
F +64 9 309 9343

86 Wigram Road  
P.O. Box 8644  
Christchurch 8025  
New Zealand

P +64 3 343 0969  
F +64 3 343 0967

**BATH/**  
**CO/**

# TABLO SIDE CUPBOARD

*Michel César*

## DESCRIPTION

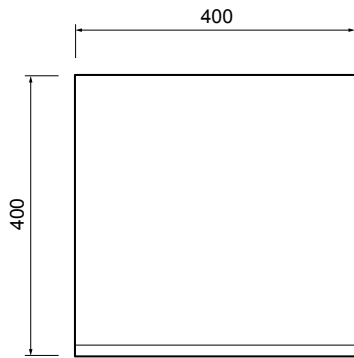
Tablo Side Cupboard – 1 Solid Door, Extra Deep, Timber Veneer

## PRODUCT CODE

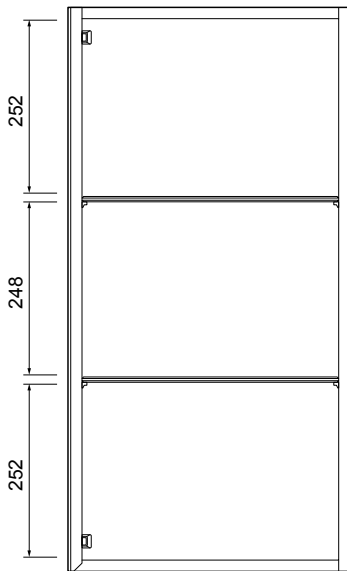
WH800/40T

## TECHNICAL DRAWINGS


Top




Front (open)



Front



Side



## NOTES

Drawing indicates the technical measurement only and is not a reflection of how the unit will look. Sizes are nominal only. All drawings in millimeters. Drawings not to scale.