

TABLO SLIM /

Michel César

DESCRIPTION

Tablo Slim 1000, Wall Hung Vanity, Single Bowl, 1 Drawer

PRODUCT CODE

TBS100DWH / TBS100DWHT / TBS100DWHCC



FEATURES

- Dimension - W1000 x H400 x D347 mm
- Available painted White, in Timber Veneer, or Custom paint colour^{*^}.
- The paint used on our products is polyurethane or UV based. It is five times harder and more durable than lacquer finishes.
- Timber Veneer finishes are 100% natural, with variations in grain and colour. All come stained and sealed with a protective UV finish.
- Kordura tops available in Standard (25mm) thickness.
- New Zealand made cabinetry with soft-close drawers.
- Pair with a Cube, Mini Moon (countertop) or Arlo (semi-recessed) Kordura basin.

FINISHES

White Paint / Timber Veneer* / Custom Paint Colour^{*^}




White Paint



White Oak




Blonde Oak




Natural Oak




Walnut




Chestnut



Coffee



Noce




Dark Oak



Custom

KORDURA TOP

White / Colour^{*}



White




Carrara
Marble




Ariston



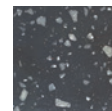
Ice Crystal



Peak Stone



Akashi
Grey



Black
Granite

Please see reverse for technical drawings and measurements.

NOTES

• ^{*}Non-stock item. • ^{*}Additional cost finishes. Surcharge applies on Custom paint colours (Gloss/Matte) and 50/50 Custom paint colour/Timber Veneer • 50/50 Custom paint colour/Timber Veneer only available on 1200 + 1600 vanities (side-by-side), refer to merchant for pricing • For basin options refer to the Michel César catalogue • 1200 + 1600mm vanities with single bowls must be offset left or right.

****KORDURA TOPS** • Surcharge applies for coloured Kordura tops (excludes White) • Tapholes do not come pre-drilled – this is the responsibility of the installer, and can be cut with a hole saw, jigsaw or router.

TABLO SLIM /

Michel César

DESCRIPTION

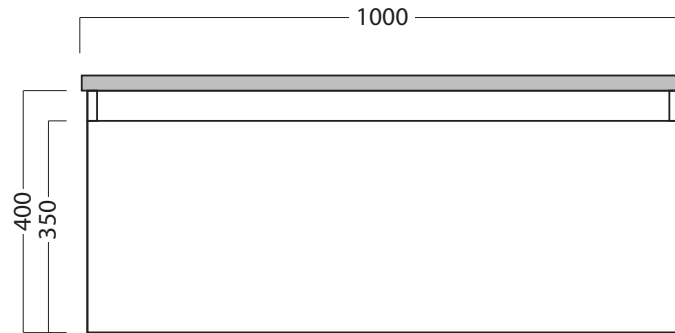
Tablo Slim 1000, Wall Hung Vanity, Single Bowl, 1 Drawer

PRODUCT CODE


TBS100DWH / TBS100DWHT / TBS100DWHCC

TECHNICAL DRAWINGS

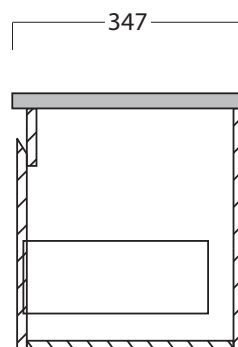
Front



Top



Side Section of Drawer



NOTES

Drawing indicates the technical measurement only and is not a reflection of how the unit will look. Sizes are nominal only. All drawings in millimeters. Drawings not to scale.