

DESCRIPTION

T&G 850, 2 Drawers with Ceramic Basin

PRODUCT CODE

T&G85D2WH / T&G85D2WHCC



Dimensions W 850 x H 615 x D 460 (mm)

Finishes Matte White or Matte Custom Colour Paint.

Basin Ceramic top with intergrated basin.

Handle Recessed handle design.

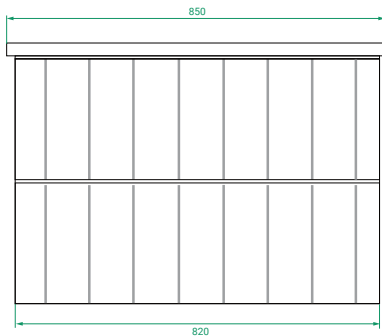
Origin New Zealand made cabinetry.

Features

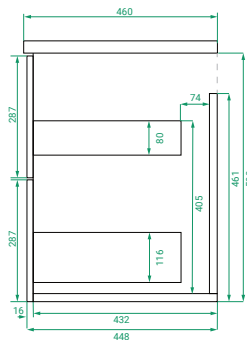
- Modern tongue & groove.
- 2 Drawers (stacked) with soft-close.
- Ceramic top with intergrated basin in white.
- Our paint is polyurethane or UV based.

TECHNICAL DRAWINGS

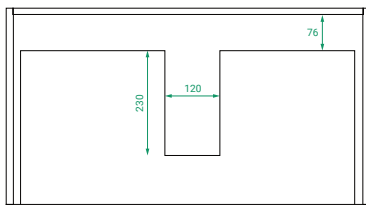
Front



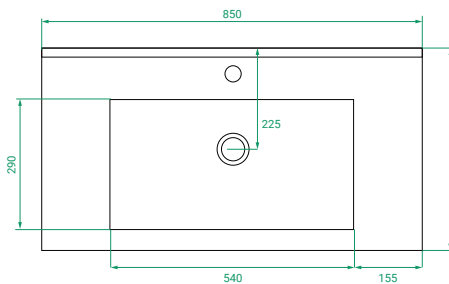
Side



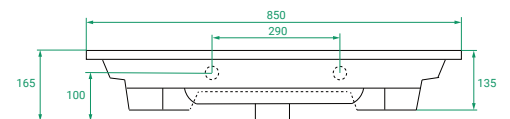
Drawers



Top



Side



NOTES

Accessories not included. Drawing indicates the technical measurement only and is not a reflection of how the product will look. Sizes are nominal only. All drawings in millimeters. Drawings not to scale. March 2024.