

DESCRIPTION

Soho 1210, 2 Drawer Wall-Hung Vanity

PRODUCT CODE

S0121D2WH/ S0121D2WHCC



Dimensions W 1210 x H 605 x D 465 (mm)

Finishes Matte White or Matte Custom Colour Paint.

Basin Ceramic top with intergrated basin

Handle Choice of Aspect or Arc Handle

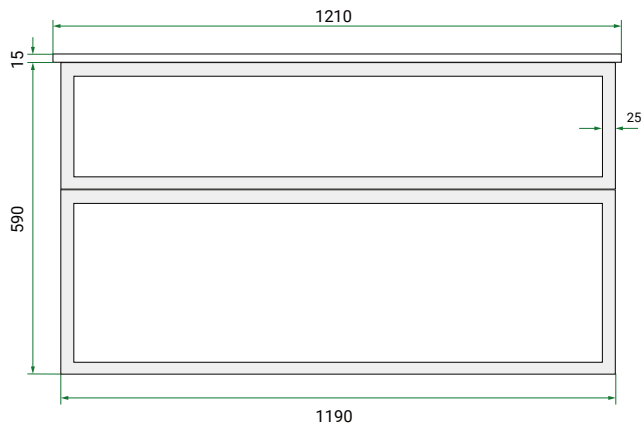
Origin New Zealand made cabinetry.

Features

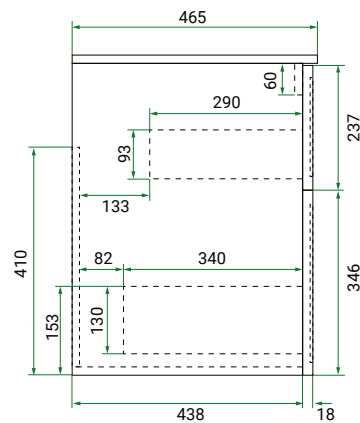
- Shaker drawer front design.
- 2 Drawers with soft-close & Aspect or Arc Handle.
- Ceramic top with gently sloping intergrated basin
- The paint used on our products is polyurethane or UV based.

TECHNICAL DRAWINGS

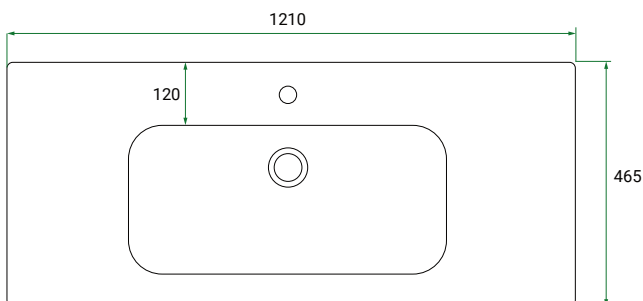
Front



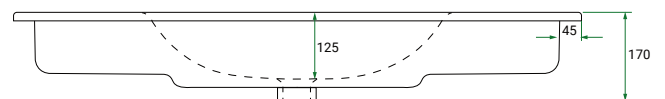
Side



Top Down



Ceramic Top (Front On)



NOTES

*Additional Cost. Accessories not included. Drawing indicates the technical measurement only and is not a reflection of how the product will look. Sizes are nominal only. All drawings in millimeters. Drawings not to scale. May 2025.