

DESCRIPTION

Splash 1500 Floor-Standing Vanity, 4 Drawers, Double Bowl, White / Melamine

PRODUCT CODE


SP150D4FLDB / SP150D4FLDBM




FEATURES

- Dimensions: W1510 x H900 x D450 mm
- Available in White paint (Gloss) or Melamine*
- The paint used on our products is polyurethane based. It is five times harder and more durable than lacquer finishes.
- Timber Effect Melamine: Our wood grain melamine is a low-pressure laminate.
- Polymarble basin (acrylic)
- Soft-close drawer/s
- Comes with the Box Handle (H1), other handle options include the Mini Semi Handle (H4), Semi Handle (H2), or Semi Anodized Black Handle (H2-BK).
- Made to order in NZ.


MELAMINE / PAINT FINISHES



MNA
Nordic Ash



MDF
Driftwood



MFO
French Oak




MME
Manhattan
Elm




MSO
Southern
Oak



MHW
Hickory
Walnut



MBF
Black Forest



MCO
Charred Oak



No Code
White Paint
(Gloss)

TECHNICAL DRAWINGS

See following page.

NOTES

- *Made to order in NZ.
- Must use bottle traps to ensure drawers open, we recommend 40551-32 bottle trap.
- Must use a contoured waste with all basins, we recommend PUW68R (slotted, for basins with overflow) or W22 (unslotted, for basins with no overflow) wastes.
- March 2020.

