

METRO

DESCRIPTION

Metro 500 Wall-Hung Vanity – 2 Doors, White / Timber Veneer

PRODUCT CODE

MEWH / MEWHT



FEATURES

- Dimensions - W 500 x H 480 x D 250mm
- Available painted White, in Timber Veneer*, or in your choice of paint colour.^
- The paint used on our products is polyurethane or UV based. It is five times harder and more durable than lacquer finishes.
- Timber veneer finishes are 100% natural, so each have variations in grain and colour. All come stained and sealed with a protective UV finish.
- Ceramic top. NZ-made cabinetry.
- Right taphole only.
- Basin available on its own (E08), or with towel rail (Z01R).
- Tapware, waste & accessories sold separately.

PAINT / TIMBER VENEER FINISHES*




White Paint




White Oak




Blonde Oak




Natural Oak




Walnut



Chestnut



Coffee



Noce



Dark Oak

NOTES

Please see reverse for technical drawings.

*Non-stock item. ^15% surcharge applies for custom paint colour, 25% for metallic and black gloss.

MICHEL CÉSAR
VCBC
BURLINGTON
LAUNDRY

/ WHERE BATHROOMS
& LAUNDRIES
COME TOGETHER
BEAUTIFULLY /

info@smail.co.nz
bathco.co.nz

4-8 Ace Place
Kingsland
Auckland 1021
New Zealand

P +64 9 309 9109
F +64 9 309 9343

86 Wigram Road
P.O. Box 8644
Christchurch 8025
New Zealand

P +64 3 343 0969
F +64 3 343 0967

BATH/
CO/

DESCRIPTION

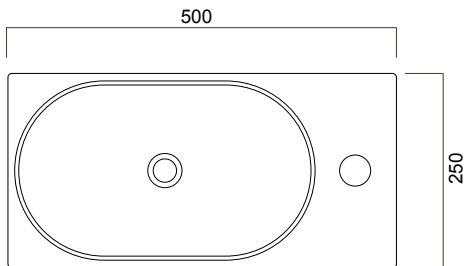
Metro 500 Wall-Hung Vanity – 2 Doors, White / Timber Veneer

PRODUCT CODE

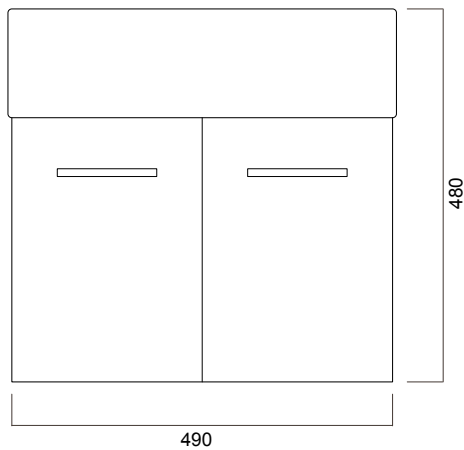
MEWH / MEWHT

TECHNICAL DRAWINGS

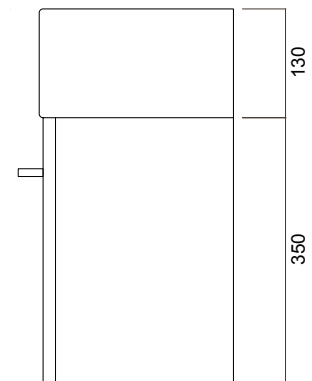
Top



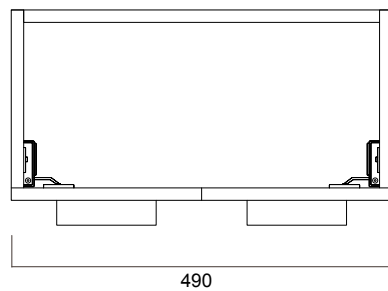
Front



Side Section



Top Section of Cabinet



NOTES

Drawing indicates the technical measurement only and is not a reflection of how the unit will look. Sizes are nominal only. All drawings in millimeters. Drawings not to scale.