

DESCRIPTION

Moode 1800 Wall Hung Vanity - 4 Drawers, , White / Timber Veneer

PRODUCT CODE

MD180D4 /
MD180D4TA



FEATURES

- Dimensions - W 1780mm x H 500mm x D 492mm
- Available painted White, in Timber Veneer*, or in your choice of paint colour.^
- The paint used on our products is polyurethane or UV based. It is five times harder and more durable than lacquer finishes.
- Timber veneer finishes are 100% natural, so each have variations in grain and colour. All come stained and sealed with a protective UV finish.
- Kordura tops available in Fine (12.6mm), Standard (25mm) or Deep (70mm) thickness, in White, or coloured Kordura tops.**
- Soft-close drawers.
- NZ-made cabinetry.
- Goes with most basins.

PAINT / TIMBER VENEER FINISHES*



White Paint



White Oak




Blonde Oak



Natural Oak




Walnut




Chestnut




Coffee



Noce



Dark Oak



Custom Paint^

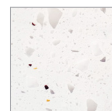
KORDURA TOP FINISHES**



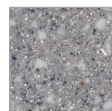
White




Carrera
Marble



Ice Crystal



Peak Stone



Black Granite

NOTES

Please see following page for technical drawings.

*Non-stock item. **15% surcharge applies for coloured Kordura tops. ^15% surcharge applies for custom paint colour, 25% for metallic and black gloss. 50/50 custom paint colour with timber veneer also available (side-by-side) upon request. Tapholes do not come pre-drilled – this is the responsibility of the installer, and can be cut with a hole saw, jigsaw or router.

DESCRIPTION

Moode 1800 Wall Hung Vanity - 4 Drawers, , White / Timber Veneer

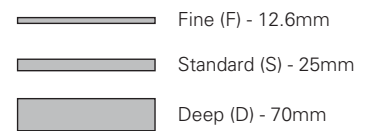

PRODUCT CODE

MD180D4 /
MD180D4TA

TECHNICAL DRAWINGS

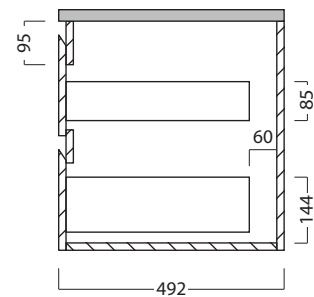
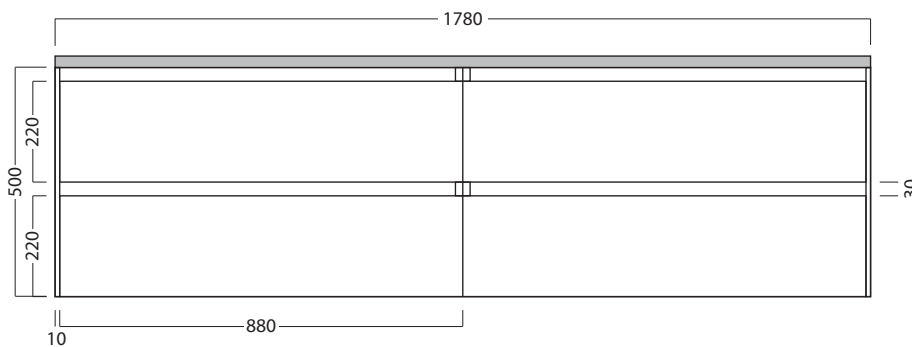
Top

Kordura Top available in 3 thickness

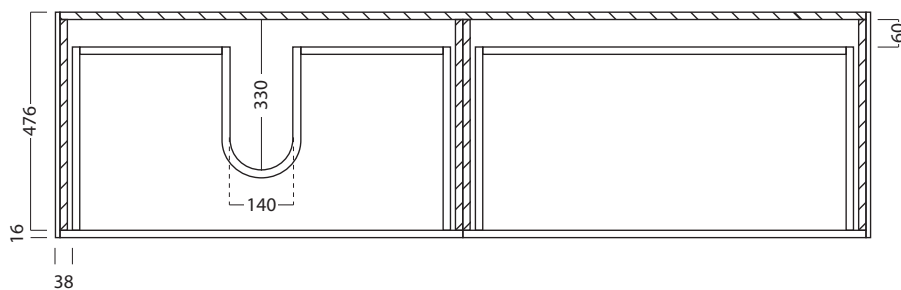


Front

Side Section



Top Section of Drawer



NOTES

Drawing indicates the technical measurement only and is not a reflection of how the unit will look. Sizes are nominal only. All drawings in millimeters. Drawings not to scale.