

DESCRIPTION

Moode 1500 Wall Hung Vanity - 2 Drawers, Side/Side, Double Bowl, White / Timber Veneer

PRODUCT CODE

MD150D2DB / MD150D2DBTA



FEATURES

- Dimensions - W 1480 x H 500 x D 500mm
- Available painted White (Gloss), in Timber Veneer,* or in your choice of paint colour.* ^
- The paint used on our products is polyurethane or UV based. It is five times harder and more durable than lacquer finishes.
- Timber veneer finishes are 100% natural, so each have variations in grain and colour. All come stained and sealed with a protective UV finish.
- Kordura tops** available in Fine (12.6mm), Standard (25mm) or Deep (70mm) thickness's, in White or Carrara Marble. Standard tops also available in other colours.
- Soft-close drawers. NZ-made cabinetry.
- Pair with our one of our Undermount, Semi-Recessed or Counter Top basins.

PAINT / TIMBER VENEER* FINISHES



White Paint




White Oak



Blonde Oak




Natural Oak



Walnut



Chestnut



Coffee



Noce



Dark Oak



Custom Paint (Matte/Gloss)* ^


KORDURA TOP FINISHES**



White




Carrara
Marble



Ice
Crystal



Peak
Stone



Black
Granite

TECHNICAL DRAWINGS

See reverse.

NOTES

• *Non-stock item. • ^15% surcharge applies for Custom paint colour, 25% for Metallic + Black • 50/50 Custom paint colour/Timber Veneer only available on 1500 + 1800 vanities (side-by-side). For price, add 15% to the Timber Veneer vanity code price, 25% for Metallic + Black • For basin options refer to the Michel César catalogue • Inset and Glory Undermount basins not available with 600 Vanities • 1500 + 1800mm vanities with single bowls must be offset left or right.

**KORDURA TOPS • 15% surcharge applies for coloured Kordura tops (excludes White) • Available in Fine (12.6mm), Standard (25mm), and Deep (70mm) (Deep and Fine Tops – White + Carrara Marble only). • Fine Kordura tops not available with Undermount or Semi-Recessed basins • Tapholes do not come pre-drilled – this is the responsibility of the installer, and can be cut with a hole saw, jigsaw or router. October 2019.

DESCRIPTION

Moode 1500 Wall Hung Vanity - 2 Drawers, Side/Side, Double Bowl, White / Timber Veneer

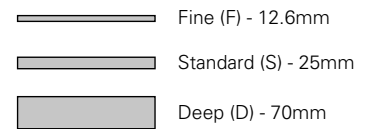
PRODUCT CODE

MD150D2DB / MD150D2DBTA

TECHNICAL DRAWINGS

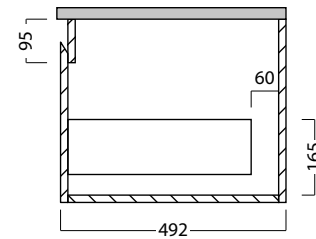
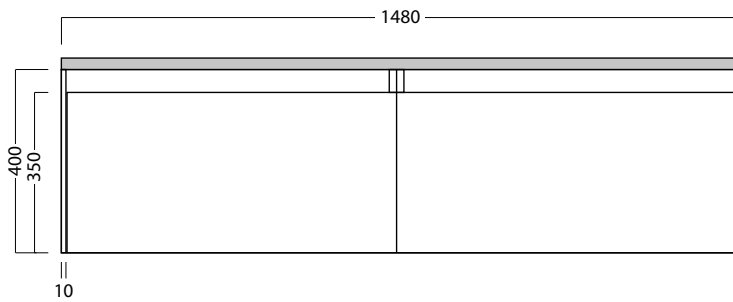
Top

Kordura Top available in 3 thickness's

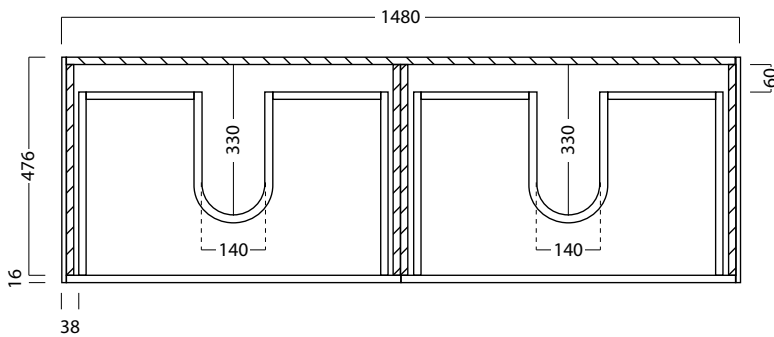


Front

Side Section



Top Section of Drawer



NOTES

Drawing indicates the technical measurement only and is not a reflection of how the unit will look. Sizes are nominal only. All drawings in millimeters. Drawings not to scale.