

DESCRIPTION

Soft 1000 Wall-Hung Vanity, 1 Drawer, White / Melamine

PRODUCT CODE

FT100DWH / M



FEATURES

- Dimensions - W 1005 x H 481 x D 455mm
- Available in White paint (Gloss) or Melamine*
- The paint used on our products is polyurethane or UV based. It is five times harder and more durable than lacquer finishes.
- Timber Effect Melamine: Our wood grain melamine is a low-pressure laminate.
- Ceramic basin with overflow from Europe, NZ-made cabinetry.
- New depth in drawers offers more convenient storage
- Soft-close drawer/s with handleless design. Available with an Aluminium Rail (Silver or Black) for a contrasting finish. Or pair with Semi Handle/s (H2) (additional cost).
- Includes Fischer fixing bolt set – basin must be secured to the wall.

PAINT / MELAMINE FINISHES




White Paint
(Gloss)



Nordic Ash



Driftwood



French Oak




Manhattan
Elm



Southern
Oak



Hickory
Walnut



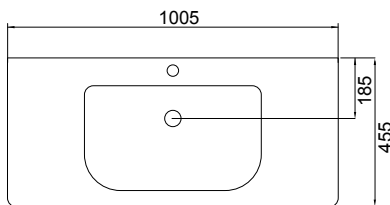
Black Forest



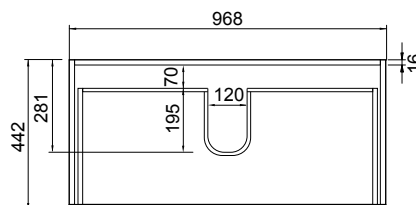
Charred Oak

TECHNICAL DRAWINGS

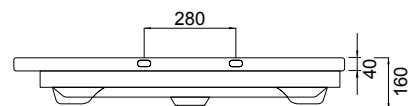
Top



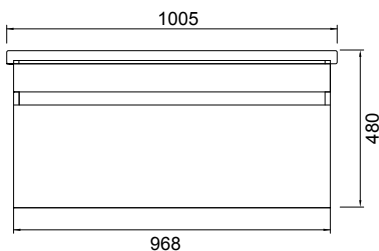
Section of Top Drawer



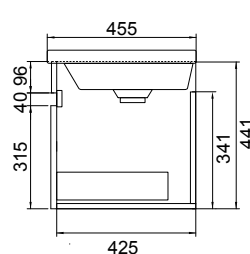
Back of Basin



Front



Side Section



NOTES

• *Made to order in NZ • Must use bottle traps to ensure drawers open, we recommend 40551-32 bottle trap. • Please use a contoured waste with all china basins, we recommend A27, PUW68R or FT41045 wastes. • Tapware & accessories not included • Drawing indicates technical measurement only and is not a reflection of how the product will look. Sizes nominal only. Drawings in millimetres. Not to scale. Feb 2020.