

DESCRIPTION

Soft Solid Surface 1000 Floor Standing – 2 Drawers, White / Melamine

PRODUCT CODE

FT100D2SS / M



FEATURES

- Dimensions: W 1000 x H 820 x D 460 mm
- Available in White paint (Gloss) or Melamine
- The paint used on our products is polyurethane or UV based. It is five times harder and more durable than lacquer finishes.
- Our Timber Effect Melamine is a low-pressure laminate.
- Soft-close drawer/s with handle-less design. NZ-made cabinetry.
- Deeper bottom drawers for more convenient storage.
- Available with Aluminium Rail/s (Silver or Black) for a contrasting finish. Or pair with Semi Handle/s (H2) (additional cost).
- Solid White 20mm Kordura top.
- Pair with our Sleek counter-top or Moon counter-top basins.


PAINT / MELAMINE FINISHES




White Paint
(Gloss)



Nordic Ash



Driftwood



French Oak



Manhattan
Elm



Southern
Oak



Hickory
Walnut



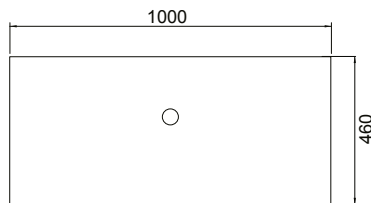
Black Forest



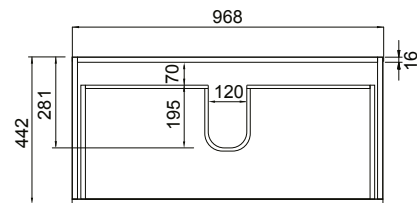
Charred Oak

TECHNICAL DRAWINGS

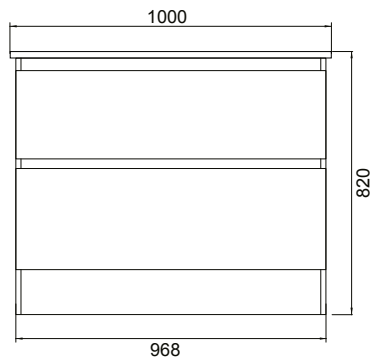
Top



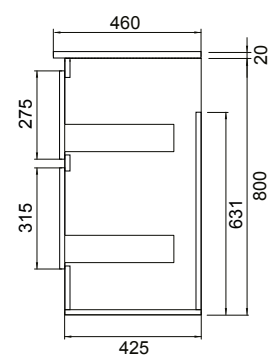
Top Section of Drawer



Front



Side Section



NOTES

• Made to order in NZ. • Must use bottle traps to ensure drawers open, we recommend 40551-32 bottle trap. • Please use a contoured waste with all china basins, we recommend Basin Waste with Click-Clack Push Button (Unslotted) (W22). • Tap holes do not come pre-drilled – this is the responsibility of the installer, and can be cut with a hole saw, jigsaw or router • Drawing indicates the technical measurement only and is not a reflection of how the product will look. Sizes nominal only. Drawings in millimetres. Not to scale • Tap ware & accessories not included. January 2020.