

1340 Curved Vanity Unit

Burlington®

DESCRIPTION

1340 Freestanding Vanity Unit – 2 Drawers, 2 Doors, Matt White, White Kordura Top

PRODUCT CODE

FC4W-WT



FEATURES

- Dimensions - W 1336 x H 930 x D 548mm
- Available in Matt White.
- The paint used on our products is polyurethane or UV based. It is five times harder and more durable than lacquer finishes.
- Kordura top is 25mm thick, in White, or coloured Kordura tops.**
- Comes with or without Kordura splash back.
- 2 soft-close drawers. 2 doors with 1 internal glass shelf in each.
- Chrome plated metal handles.
- Includes integrated Kordura Inset basin with overflow.
- A template is provided indicating tap hole positions and sizes.

KORDURA TOP FINISHES**



White




Carrera
Marble



Ice
Crystal



Peak
Stone



Black
Granite

NOTES

Refer to following page for technical drawings. *Non-stock item.**15% surcharge applies for coloured Kordura tops. Tapholes do not come with predrilled – this is the responsibility of the installer, and can be cut with a hole saw.

MICHEL CÉSAR
VCBC
BURLINGTON
LAUNDRY

/ WHERE BATHROOMS
& LAUNDRIES
COME TOGETHER
BEAUTIFULLY /

info@smail.co.nz
bathco.co.nz

4-8 Ace Place
Kingsland
Auckland 1021
New Zealand

P +64 9 309 9109
F +64 9 309 9343

86 Wigram Road
P.O. Box 8644
Christchurch 8025
New Zealand

P +64 3 343 0969
F +64 3 343 0967

BATH/
CO/

1340 Curved Vanity Unit

Burlington®

DESCRIPTION

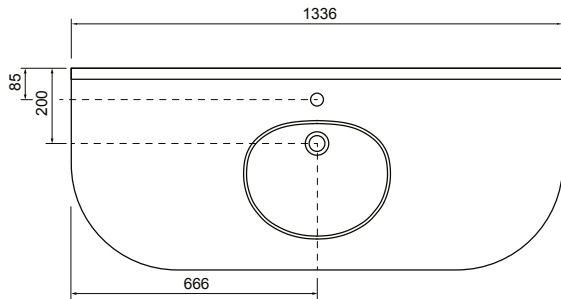
1340 Freestanding Vanity Unit – 2 Drawers, 2 Doors, Matt White, White Kordura Top

PRODUCT CODE

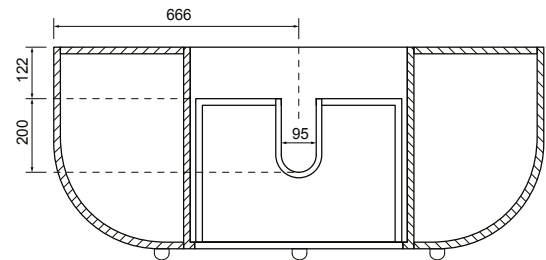
FC4W-WT

TECHNICAL DRAWINGS


Top



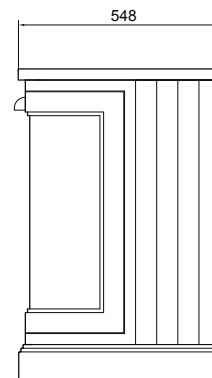
Top Section



Front



Side



NOTES

Drawing indicates the technical measurement only and is not a reflection of how the unit will look. Sizes are nominal only. All drawings in millimeters. Drawings not to scale.