

DESCRIPTION

Eden 710, 2 Drawers Wall-Hung Vanity

PRODUCT CODE

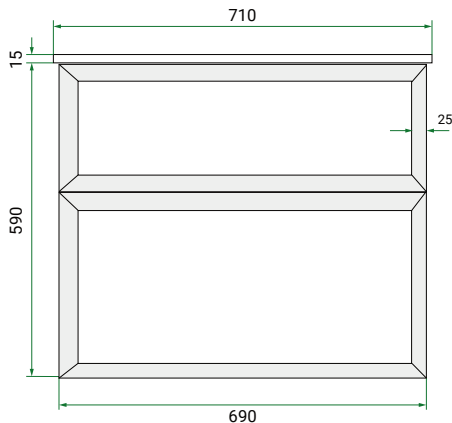
EDN71D2WH/ EDN71D2WHCC



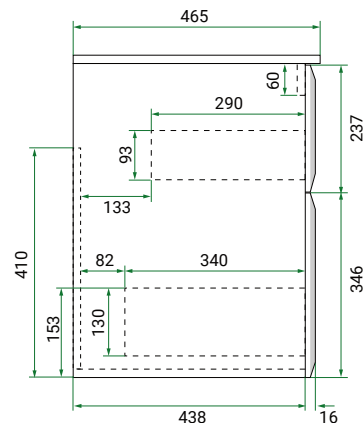
Dimensions	W 710	x H 605	x D 465	(mm)
Finishes	Matte White or Matte Custom Colour Paint.			
Basin	Ceramic top with intergrated basin			
Handle	Choice of Aspect or Arc Handle			
Origin	New Zealand made cabinetry.			
Features	<ul style="list-style-type: none"><li>• Bevelled edge design.</li><li>• 2 Drawer with soft-close &amp; Aspect or Arc Handle.</li><li>• Ceramic top with gently sloping intergrated basin</li><li>• The paint used on our products is polyurethane or UV based.</li></ul>			

TECHNICAL DRAWINGS

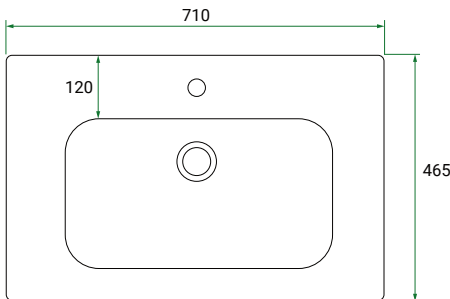
Front



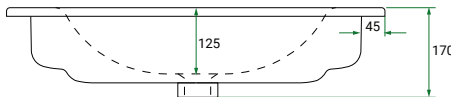
Side



Top Down



Ceramic Top (Front On)



NOTES

\*Additional Cost. Accessories not included. Drawing indicates the technical measurement only and is not a reflection of how the product will look. Sizes are nominal only. All drawings in millimeters. Drawings not to scale. May 2025.