

DESCRIPTION

Eden 1010, 2 Drawers Wall-Hung Vanity

PRODUCT CODE

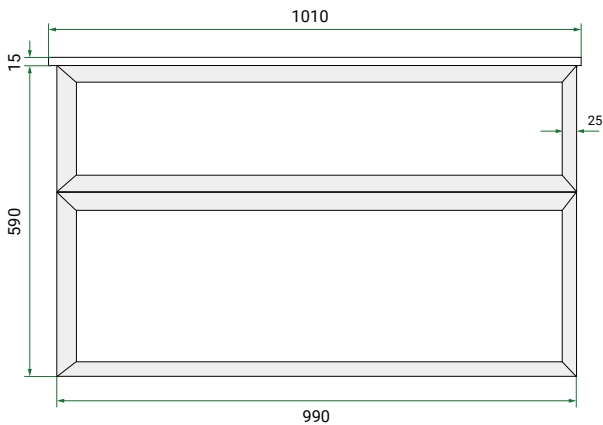
EDN101D2WH/ EDN101D2WHCC



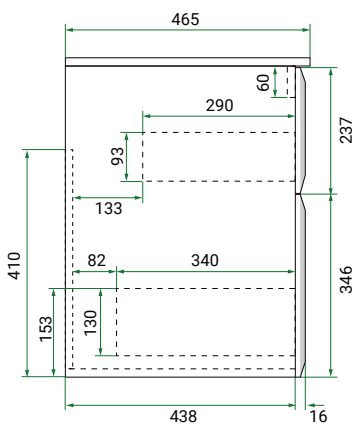
Dimensions	W 1010 x H 605 x D 465 (mm)
Finishes	Matte White or Matte Custom Colour Paint.
Basin	Ceramic top with intergrated basin
Handle	Choice of Aspect or Arc Handle
Origin	New Zealand made cabinetry.
Features	<ul style="list-style-type: none">• Bevelled edge design.• 2 Drawer with soft-close & Aspect or Arc Handle.• Ceramic top with gently sloping intergrated basin• The paint used on our products is polyurethane or UV based.

TECHNICAL DRAWINGS

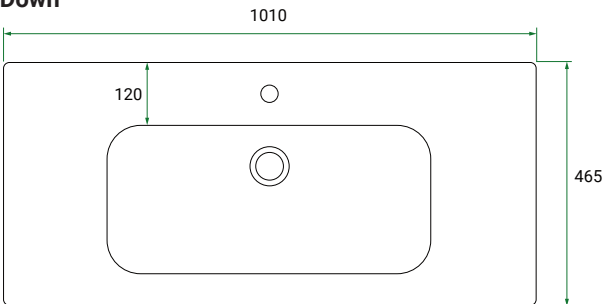
Front



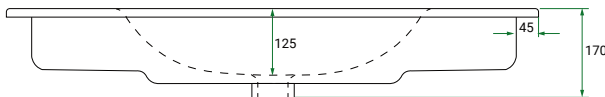
Side



Top Down



Ceramic Top (Front On)



NOTES

*Additional Cost. Accessories not included. Drawing indicates the technical measurement only and is not a reflection of how the product will look. Sizes are nominal only. All drawings in millimeters. Drawings not to scale. May 2025.