

Quadrant

vcbbc

DESCRIPTION

Quadrant Sliding Shower - 1000mm

PRODUCT CODE

EQ1000 / LC100Q

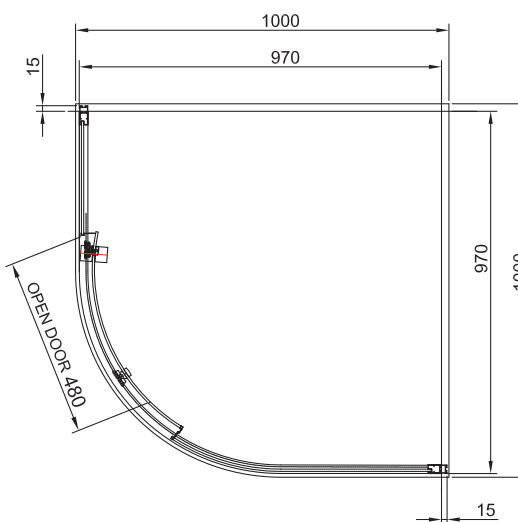


FEATURES

- Dimensions - W1000 x H1950mm
- Door Entry - W480mm
- Silver finish frame with clear glass.
- 15mm adjustment for easy fitting per panel.
- Single sliding door with frameless glass system.
- Reversible design for either left or right corner entry.
- 6mm toughened safety glass with 3M Ultimate Glass Protection System.
- Power Showerproof - all shower screens and panels are laminated and treated to ensure the screen will not go damp or discolor, provides daily easy cleaning.
- Can be sold as shower door (EQ1000) only or in a package (LC100Q)^.

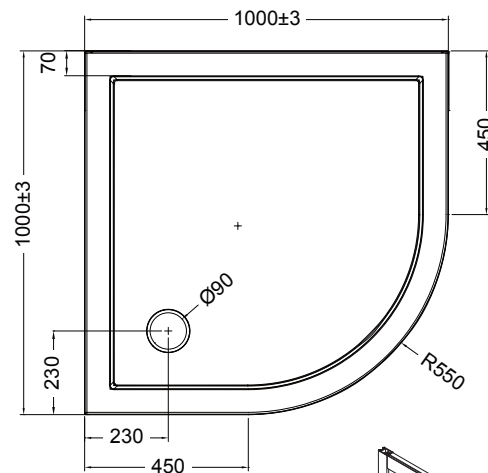
TECHNICAL DRAWINGS

Quadrant Sliding Shower Door (EQ1000)

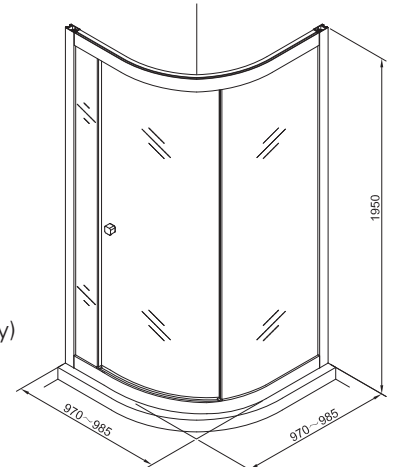


*(15mm adjustment for easy fitting per panel)

ShowerTray (BSF-1000R)



Reversible Design
(left or right corner entry)



NOTES

^Package includes shower door & return, 2-sided acrylic wall liner, shower tray (BSF-1000R) with 2 upstands, easy clean waste and glue pack. If a liner or upstands are required – these are custom-made and are supplied after wall-to-wall GIB measurements have been provided. Drawing indicates the technical measurement only and is not a reflection of how the unit will look. Sizes are nominal only. All drawings in millimeters. Drawings not to scale. July 2025.