

## DESCRIPTION

Edge 1200 Wall-Hung, 2 Drawer, Left-Hand Bowl, White / Timber Veneer

## PRODUCT CODE

EG120D2LH /  
EG120D2TLH



## FEATURES

- Dimensions - W 1220 x H 572 x D 419 mm
- Available painted White, in Timber Veneer\*, or in your choice of paint colour.^
- The paint used on our products is polyurethane or UV based. It is five times harder and more durable than lacquer finishes.
- Timber veneer finishes are 100% natural, so each have variations in grain and colour. All come stained and sealed with a protective UV finish.
- Soft-close drawers.
- NZ-made cabinetry.
- Available with a left, right or centre bowl in this size.
- Matte White\* (centre bowl) ceramic top also available for an additional cost.

## PAINT / TIMBER VENEER FINISHES\*




White Paint




White Oak



Blonde Oak




Natural Oak



Walnut



Chestnut



Coffee



Noce



Dark Oak

## NOTES

Please see reverse for technical drawings. Tapholes come predrilled.

\*Non-stock item. ^15% surcharge applies for custom paint colour, 25% for metallic and black gloss.

## DESCRIPTION

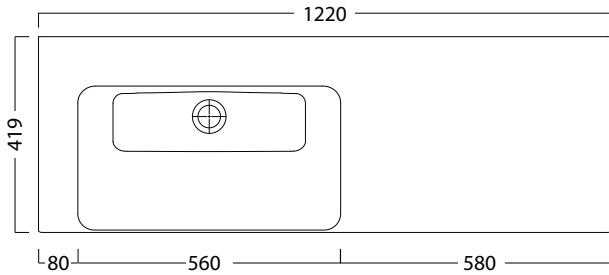
Edge 1200 Wall-Hung, 2 Drawer, Left-Hand Bowl, White / Timber Veneer

## PRODUCT CODE


EG120D2LH /  
EG120D2TLH

## TECHNICAL DRAWINGS

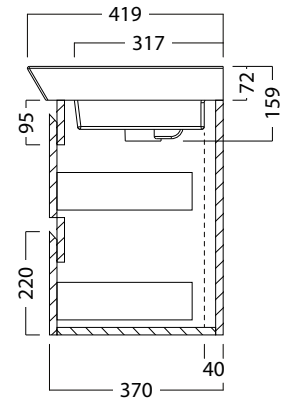
Top



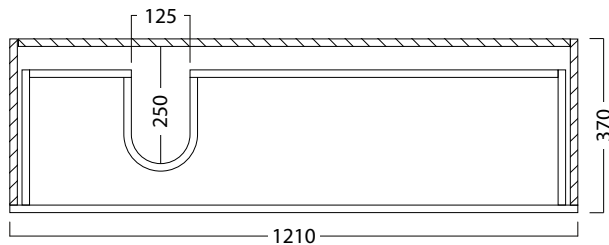
Front



Side Section



Top Section of Drawer



## NOTES

Drawing indicates the technical measurement only and is not a reflection of how the unit will look. Sizes are nominal only. All drawings in millimeters. Drawings not to scale.