

DESCRIPTION

Edge 1200 Wall-Hung, 2 Drawer, White / Timber Veneer, with Matt White Top (non-stock item)

PRODUCT CODE


EG120D2-MATT /
EG120D2T-MATT



FEATURES

- Dimensions - W 1220mm x H 572mm x D 419 mm
- Available painted White, in Timber Veneer*, or in your choice of paint colour.^
- The paint used on our products is polyurethane or UV based. It is five times harder and more durable than lacquer finishes.
- Timber veneer finishes are 100% natural, so each have variations in grain and colour. All come stained and sealed with a protective UV finish.
- Soft-close drawers.
- NZ-made cabinetry.
- Also available with a Gloss White left, right or centre bowl in this size.
- Matte Black*(centre bowl) ceramic top also available for an additional cost.

PAINT / TIMBER VENEER FINISHES*



NOTES

Please see reverse for technical drawings. Tapholes come predrilled.

*Non-stock item. ^15% surcharge applies for custom paint colour, 25% for metallic and black gloss.

DESCRIPTION

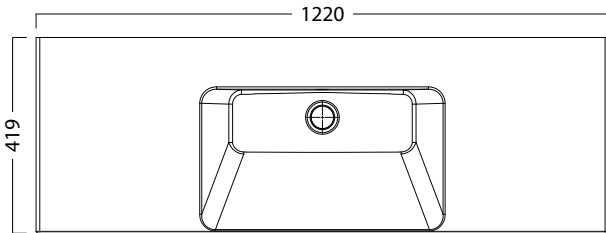
Edge 1200 Wall-Hung, 2 Drawer, White / Timber Veneer, with Matt White Top (non-stock item)

PRODUCT CODE


EG120D2-MATT /
EG120D2T-MATT

TECHNICAL DRAWINGS

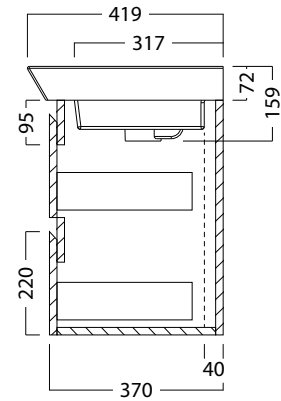
Top



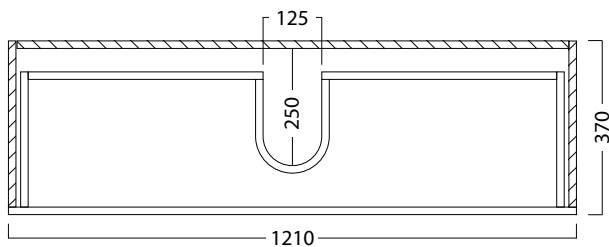
Front



Side Section



Top Section of Drawer



NOTES

Drawing indicates the technical measurement only and is not a reflection of how the unit will look. Sizes are nominal only. All drawings in millimeters. Drawings not to scale.