

DESCRIPTION


Bracket Shelf Towel Rail 550, Chrome Plated

PRODUCT CODE

2050168

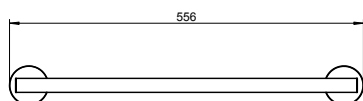
FEATURES

- Dimensions - W 556mm x H 61mm x D 300mm
- Shelf / Towel Rail - with multiple rails for shelf storage or multiple towels hanging at once.
- Wall-hung, chrome finish.
- Easy installation: double pitch screw, hidden attachments.
- Anti-corrosion, long last durability with easy maintenance & impact resistance.
- A comprehensive collection of bathroom accessories with architectonic forms that dominate with their resistance.
- Designed by Cosmic, European top leaders in manufacturing high quality bathroom fittings with a focus on contemporary design and innovation.

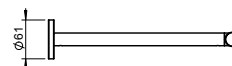


TECHNICAL DRAWINGS

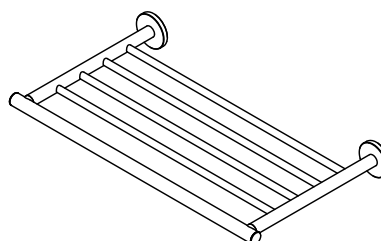

Front



Back



Top



NOTES

Drawing indicates the technical measurement only and is not a reflection of how the unit will look. Sizes are nominal only. All drawings in millimeters. Drawings not to scale.

MICHEL CÉSAR
VCBC
BURLINGTON
LAUNDRY

/ WHERE BATHROOMS
& LAUNDRIES
COME TOGETHER
BEAUTIFULLY /

info@smail.co.nz
bathco.co.nz

4-8 Ace Place
Kingsland
Auckland 1021
New Zealand

P +64 9 309 9109
F +64 9 309 9343

86 Wigram Road
P.O. Box 8644
Christchurch 8025
New Zealand

P +64 3 343 0969
F +64 3 343 0967

BATH/
CO/