

# TALL CUPBOARD

*Michel César*

## DESCRIPTION

1 Mirror Door (Frameless), 6 Internal Shelves, White / Timber Veneer

## PRODUCT CODE

WH1701M / T

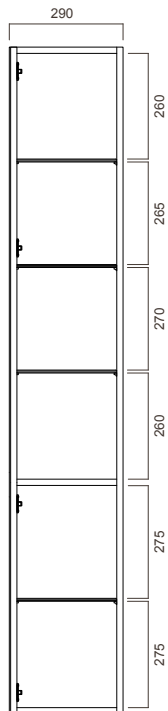


## FEATURES

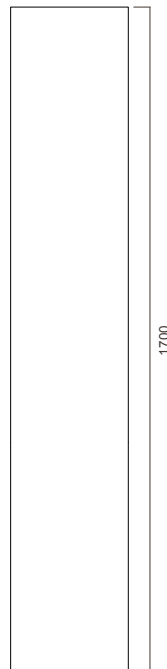
- Dimensions W300 x H1700 x D295 mm
- Paint - The paint used on our products is polyurethane or UV based. It is five times harder and more durable than lacquer finishes.
- Timber veneer finishes are 100% natural, so each have variations in grain and colour. All come stained and sealed with a protective UV finish.

## TECHNICAL DRAWINGS

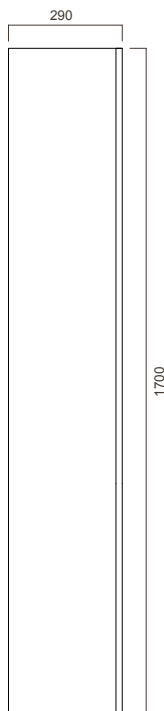
Front Inside



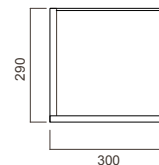
Front



Side



Top



## NOTES

Drawing indicates the technical measurement only and is not a reflection of how the unit will look. Sizes approximate. All drawings in millimeters.