

# Mirror Unit /

vcbc

## DESCRIPTION

600 – 2 Doors, 2 Glass Shelves


## PRODUCT CODE

M601 / M601T



## FEATURES

- Dimensions - W 590 x H 750 x D 120mm
- Available in White Paint or Timber Effect Melamine finishes.
- White Paint - The paint used on our products is polyurethane or UV based. It is five times harder and more durable than lacquer finishes.
- Timber Effect Melamine - Our wood grain melamine is a low-pressure laminate.
- NZ-made cabinetry with reversible door options.
- Finger pull, handleless door fronts >
- Lighting options also available at an additional cost.




## FINISHES


White Paint / Timber Effect Melamine



White Paint



Driftwood



French Oak



Manhattan  
Elm



Honey Ash



Classic  
Walnut




Smoked  
Ash




Southern  
Oak



Southern  
Oak



Hickory  
Walnut



Charred  
Oak

Please see reverse for technical drawings and measurements.

## NOTES

See our website for product prices. Drawing indicates the technical measurement only and is not a reflection of how the product will look. Sizes are nominal only. All drawings in millimeters. Drawings not to scale. June 2021.

# Mirror Unit /



## DESCRIPTION

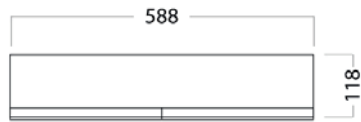
600 – 2 Doors, 2 Glass Shelves

## PRODUCT CODE

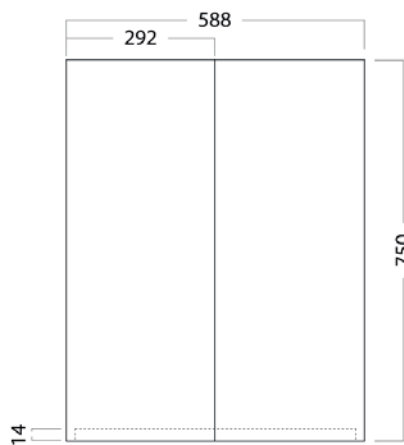
M601 / M601T

## TECHNICAL DRAWINGS

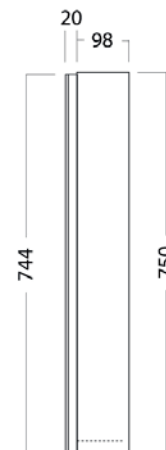
Top



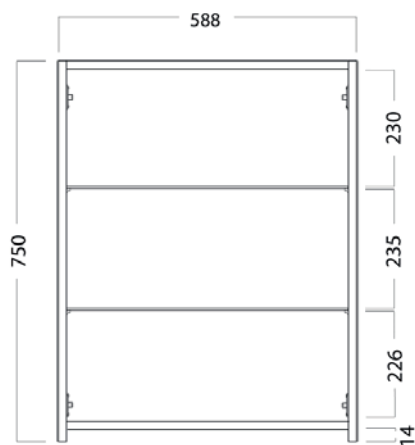
Front



Side Section



Inside



## NOTES

Drawing indicates the technical measurement only and is not a reflection of how the unit will look. Sizes are nominal only. All drawings in millimeters. Drawings not to scale. June 2021.