

CUBE /

Michel César

DESCRIPTION

Cube 500 Mirror Unit – 1 Door, 1 Glass Shelf

PRODUCT CODE

M500 / M500T



FEATURES

- Dimensions - W500 x H500 x D125 mm
- Available in White, Custom Colour Paint or Timber Veneer finishes.
- White Paint - The paint used on our products is polyurethane or UV based. It is five times harder and more durable than lacquer finishes.
- Timber Veneer - Finishes are 100% natural, so each have variations in grain and colour. All come stained and sealed with a protective UV finish.
- NZ-made cabinetry with reversible door options.
- Finger pull, handleless door fronts >
- Lighting options also available at an additional cost.



FINISHES

White Paint / Timber Veneer / Custom Paint Colour




White Paint



White Oak



Blonde Oak




Natural Oak



Walnut




Chestnut



Coffee



Noce



Dark Oak



Custom

Please see reverse for technical drawings and measurements.

NOTES

See our website for product prices. Drawing indicates the technical measurement only and is not a reflection of how the product will look. Sizes are nominal only. All drawings in millimeters. Drawings not to scale. June 2021.

CUBE /

Michel César

DESCRIPTION

Cube 500 Mirror Unit – 1 Door, 1 Glass Shelf

PRODUCT CODE

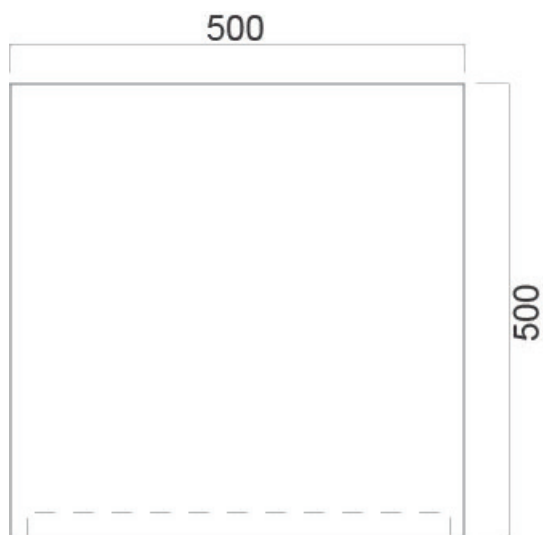
M500 / M500T

TECHNICAL DRAWINGS


Top



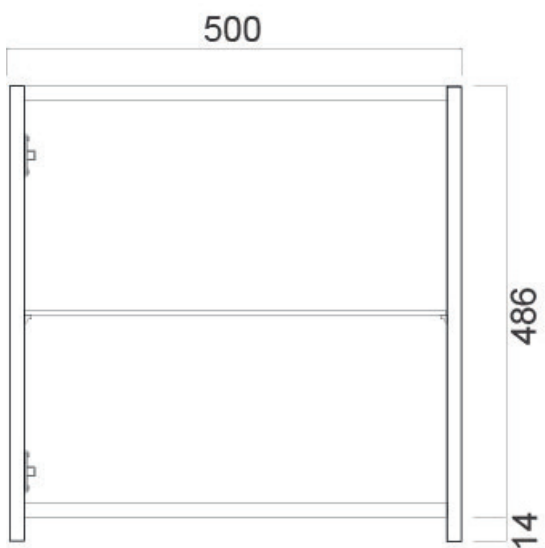
Front



Side Section



Inside



NOTES

Drawing indicates the technical measurement only and is not a reflection of how the unit will look. Sizes are nominal only. All drawings in millimeters. Drawings not to scale. June 2021.