

Drop In Bath

vcbc

DESCRIPTION

Drop In Bath Components - Front Panel 1800mm

PRODUCT CODE

1B1.1152

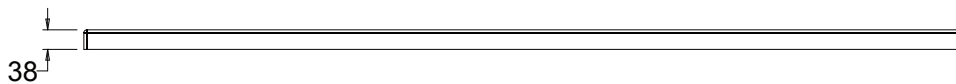


FEATURES

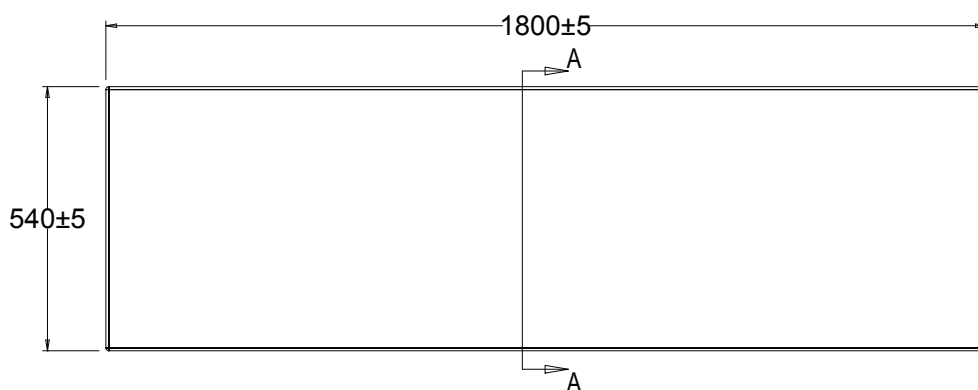
- Dimensions - L1800 x H540 x W38 mm
- Material - Acrylic panel fully reinforced with GRP.
- Pair it with our Drop In Bath 1800mm – Drop You (1B1.1149) or Drop Me (1B1.1141).
- Supplied with legs and adjustable telescopic arms (adjustable in height for leveling from 110-150mm).
- Easy remove and refit panel with magnetic plate that marries up with the inside of the panel.
- All baths and components sold separately.

TECHNICAL DRAWINGS


Top



Front



Side Section



NOTES

Bath, tapware and accessories not included. Drawing indicates the technical measurement only and is not a reflection of how the unit will look. Sizes are nominal only. All drawings in millimeters. Drawings not to scale. October 2019.