

# 1340 curved

Burlington®

## DESCRIPTION

Freestanding 1340 Curved Matt White Vanity Unit, Carrera White Top

## PRODUCT CODE

FC4W-CW

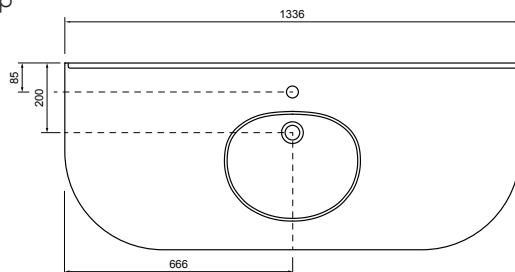


## FEATURES

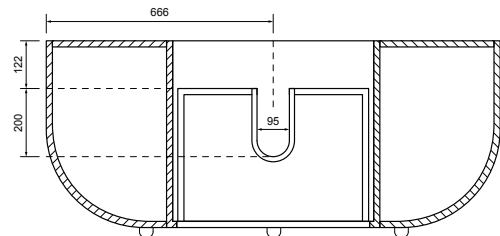
- Dimensions - W 1335mm x H 850mm x D 550mm
- Unit comes with fully assembled, 2 soft-close drawers & doors and chrome plated metal handles.
- A lacquered top coat with 5 layers of primer featuring UV stabilization to minimize colour fading from exposure to sunlight.
- The plinths of the freestanding furniture are crafted from HDP Polymer, a waterproof base
- Kordura tops are supplied with the integrated Inset basin with overflow.
- Kordura tops do not come with predrilled tapholes. This is the responsibility of the installer to drill in the required position and configuration, and can be cut with a hole saw. A template is provided with the Kordura tops indicating tap hole positions and sizes.

## TECHNICAL DRAWINGS

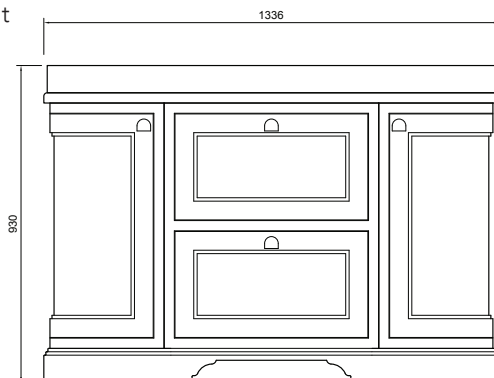
Top



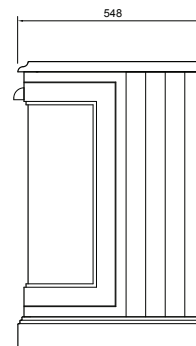
Drawer Section



Front



Side Section



## NOTES

Drawing indicates the technical measurement only and is not a reflection of how the unit will look. Sizes approximate. All drawings in millimeters.