

1200 CABINET + 600 OVERHANG

LAUNDRY

DESCRIPTION

1200 Laundry Cabinet + 600 Overhang - Left / Right

PRODUCT CODE

ACL180L / ACL180R



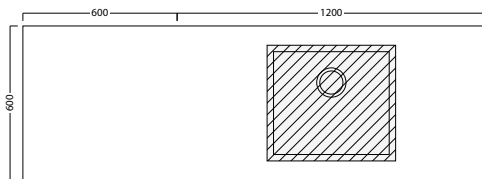
FEATURES

- Dimensions - W 1800mm x H 600mm x D 25mm
- Top overhang is an optional add-on and can only be purchased with Laundry Cabinets.
- Our Kordura top is 25mm thick, extremely durable, hard yet soft to feel. It is non-porous so is easily maintained and very hygienic.
- Available left or right-hand side.
- Custom size also available upon request (surcharge applies).

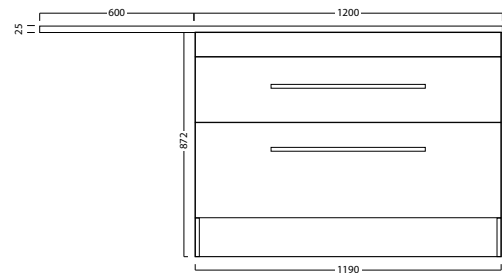
TECHNICAL DRAWINGS

600 OVERHANG - Left (ACL180L)

Top

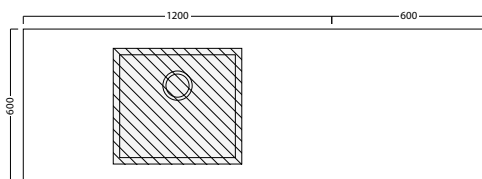


Front

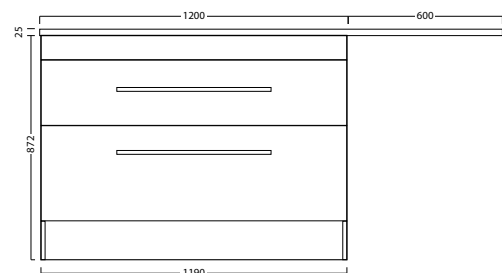


600 OVERHANG - Right (ACL180R)

Top



Front



NOTES

*Non-stock item. Tapholes do not come predrilled – this is the responsibility of the installer, and can be cut with a hole saw. Drawing indicates the technical measurement only and is not a reflection of how the unit will look. Sizes are nominal only. All drawings in millimeters. Drawings not to scale.

MICHEL CÉSAR
VCBC
BURLINGTON
LAUNDRY

/ WHERE BATHROOMS
& LAUNDRIES
COME TOGETHER
BEAUTIFULLY /

info@smail.co.nz
bathco.co.nz

4-8 Ace Place
Kingsland
Auckland 1021
New Zealand

P +64 9 309 9109
F +64 9 309 9343

86 Wigram Road
P.O. Box 8644
Christchurch 8025
New Zealand

P +64 3 343 0969
F +64 3 343 0967

BATH/
CO/