

## DESCRIPTION

Cube 1000 Mirror Unit – 2 Doors, 2 Shelves

## PRODUCT CODE

M1000 / M1000T



## FEATURES

- Dimensions - W1000 x H500 x D125 mm
- Available in White, Custom Colour Paint or Timber Veneer finishes.
- White Paint - The paint used on our products is polyurethane or UV based. It is five times harder and more durable than lacquer finishes.
- Timber Veneer - Finishes are 100% natural, so each have variations in grain and colour. All come stained and sealed with a protective UV finish.
- NZ-made cabinetry with reversible door options.
- Finger pull, handleless door fronts ➤
- Lighting options also available
- Two additional shelves



## FINISHES

White Paint / Timber Veneer / Custom Paint Colour




White Paint



White Oak



Blonde Oak



Natural Oak



Walnut



Chestnut



Coffee



Noce



Dark Oak



Custom

Please see reverse for technical drawings and measurements.

## NOTES

See our website for product prices. Drawing indicates the technical measurement only and is not a reflection of how the product will look. Sizes are nominal only. All drawings in millimeters. Drawings not to scale. June 2021.

**DESCRIPTION**


Cube 1000 Mirror Unit – 2 Doors, 2 Shelves

**PRODUCT CODE**

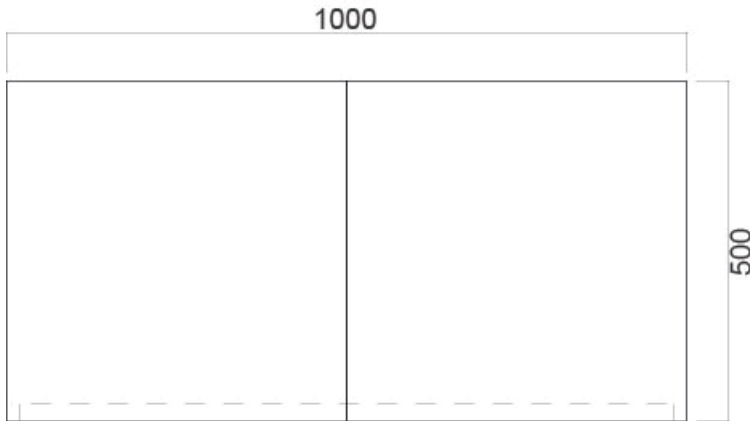
M1000 / M1000T

**TECHNICAL DRAWINGS**


Top



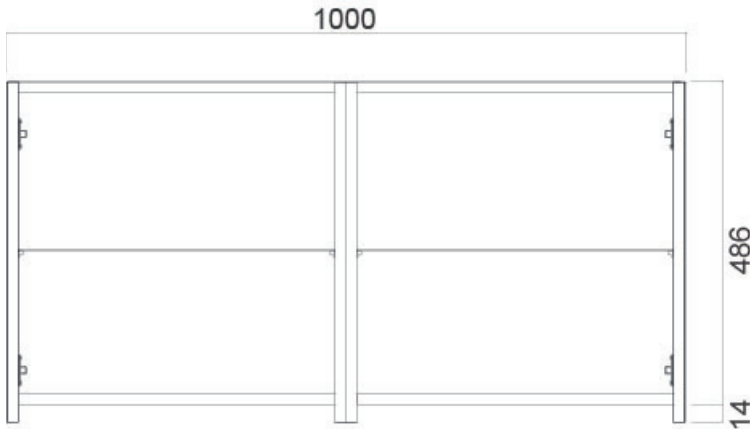
Front



Side Section



Inside



**NOTES**

Drawing indicates the technical measurement only and is not a reflection of how the unit will look. Sizes are nominal only. All drawings in millimeters. Drawings not to scale. June 2021.